MTS

www.mtstooling.com

2017

Press Brake

TOOLING CATALOGUE

/ / Company Profile:

MTS is the industrial leader providing tooling solutions that deliver peak performance for sheet metal fabricators. With its wide product range of its tools, MTS the pioneer for the high technology punch press and press brake tooling in India provides the perfect solution for every application in sheet metal processing. The intelligent process technique turns superior quality raw materials into high performance tools which are highly robust, low wear and maintenance friendly. Constant new development and improvements turn MTS tooling into innovation driver.

The use of high-tech and state of art machine at MTS provides unbeaten production efficiency at customer end. With trained sales personnel all over India, we ensure your order is taken care of up to the utmost details. With blank tools in stoke we have the ability to deliver tools at a faster rate at a competitive price.

STUDER
S 32

Index

	Retrofitting	3-4
	Intermediates	5-6
	Adapters	7-8
	Brackets	9
	Lower Adapters	10
	Grooves Security	11
AMADA-PROMCAM TYPE	Punches 90˚ / 88˚/ 85˚	12-15
	Punches 90˚ / 88˚	16-17
	Punches 60˚ / 45˚	18
	Punches 45˚ / 35˚/ 30˚/ 26˚	19
	Dies 2V 90˚ / 88˚/ 60˚/ 30˚	20-21
	Self Centering Dies 90˚ / 88˚/ 30˚	22-23
	Dies 4V / 2V / 1V	24-26
	Matrices /Dies 1V	26-28
	Matrices /Dies T	29
	Hemming Tools Pneumatic	30 & 31
	Flattening Hemming Tools	32
BEYELER	Punches 80. / 30. / 28.	33-34
	Punches 85./ 86. / 30. / 28.	34-35
	Punches 86. / 30.	36-37
	Dies 90. / 88. / 60. / 30.	38
	Hemming Tools	39
WILA TRUMPF	Punches 86˚ / 60˚ / 28˚	40-42
	Fractionation Punches	42
	Flattening Hemming Tools	43
	Dies 88˚ / 80˚ / 30˚	44
	Joogle Tools	45
	Holder For Radius Inserts	47
	Radius Tools	47
	Nylon Holders	48
	Polyurethane Inserts & Holders	49-50
	Tooling Cabinets	51
SPECIAL TOOLS		52-54
DIES		55
SHEAR BLADES		56

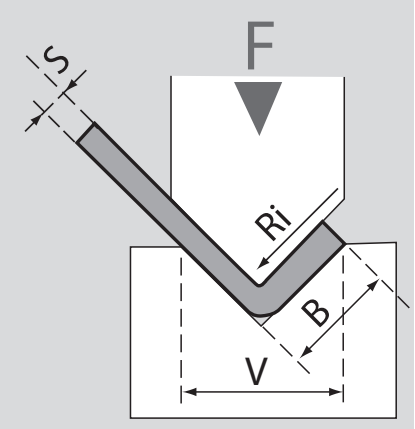

$$F = \frac{S \times 2 \times R}{1.4 \times V} = \ldots\ldots \text{ ton/m}$$

S Thickness of the sheet - mm
V V-opening
F Force in T/m
B Shortest edge
Ri Inside radius
R alluminium 20-25 Kg/mmq
R mild steel 40-45 Kg/mmq
R stainless steel 65-Ø Kg/mmq

Chart by bending in the air - for 90˚ air bending, sheet resistance R = 45 kg/mmq

S	6	8	10	12	16	20	25	32	40	50	63	80	100	125	160	200	250	V
	4	5,5	7	8,5	11	14	17,5	22	28	35	45	55	71	89	113	140	175	B
	1	1,3	1,6	2	2,6	3,3	4	5	6,5	8	10	13	16	20	26	33	41	Ri
mm																		
0,5	3																	
0,6	4	4																
0,8	7	5	4															
1	11	8	7	6														
1,2	16	12	10	8	6													
1,5		17	15	13	9	8												
2			27	22	17	13	11											
2,5				35	26	21	17	13										
3					38	30	24	19	15									
4						54	42	34	27	21								
5							67	52	42	33	26							
6								75	60	48	38	30						
8									107	85	68	53	43					
10										134	105	85	67	53				
12											153	120	95	78	60			
15												188	150	120	95	75		F
20													270	215	170	135	108	t/m

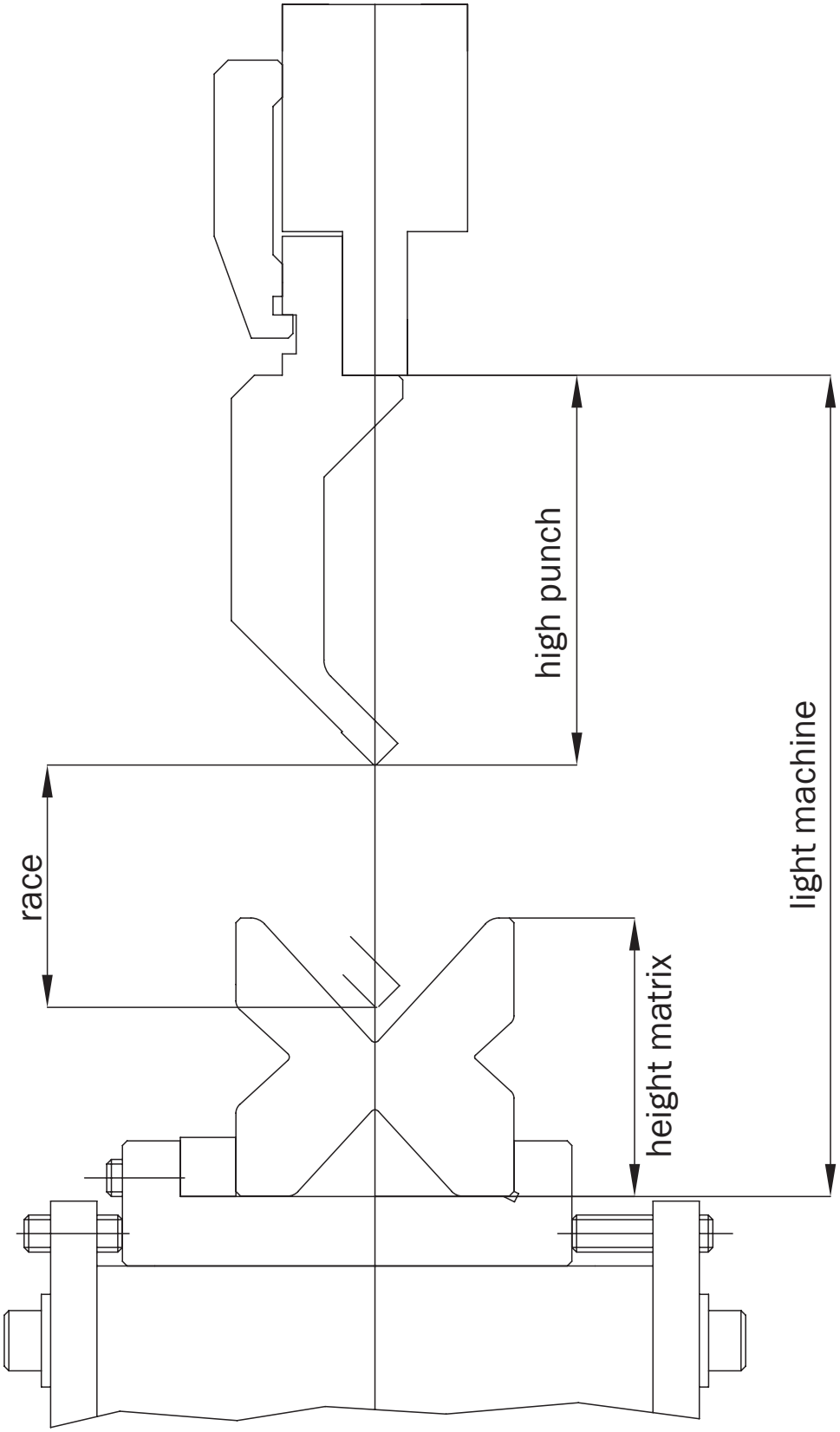
race
high punch
height matrix
light machine

INTERMEDIARIES FIXED

42.260	H=100
42.270	H=150

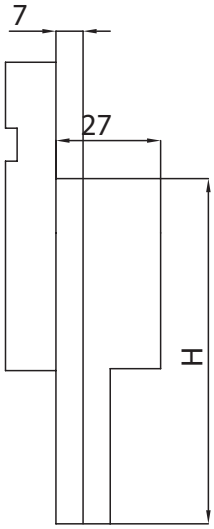

42.280	H=120

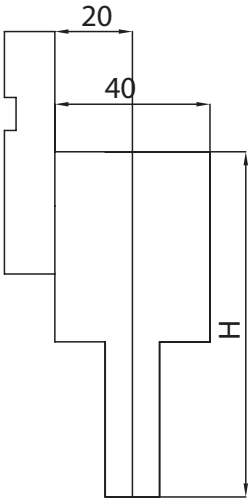

INTERMEDIARIES FIXED RETROFITTIG

40.000

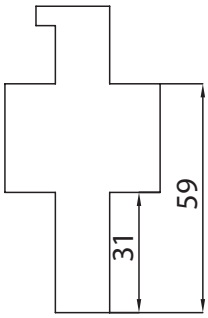

40.010

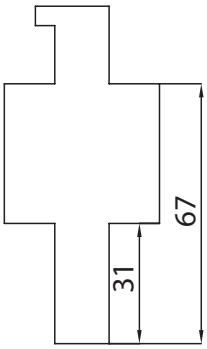

40.020

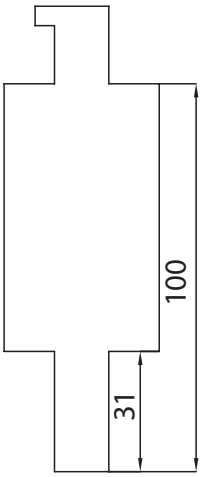

42.210	H=100
42.220	H=120
42.230	H=150

42.240	H=100
42.250	H=120

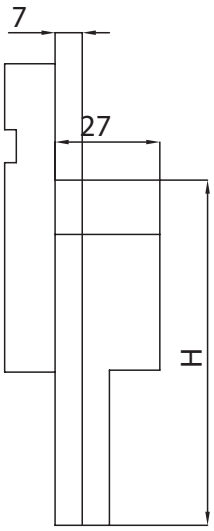

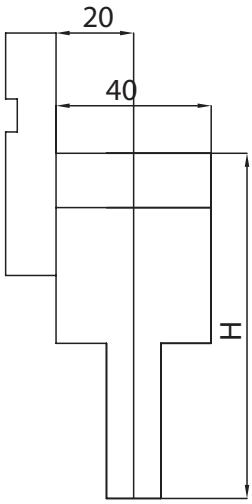

DUCT

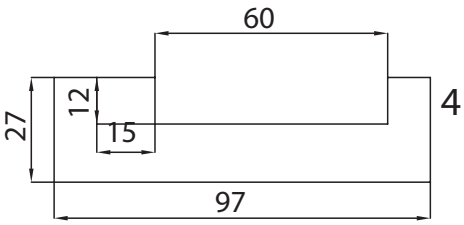

	L
90.100	2100mm
90.110	2600mm
90.120	3100mm
90.130	4100mm

ADAPTERS

ADAPTERS-BRACKETS NOT INCLUDED

LVD

41.430	l=150mm

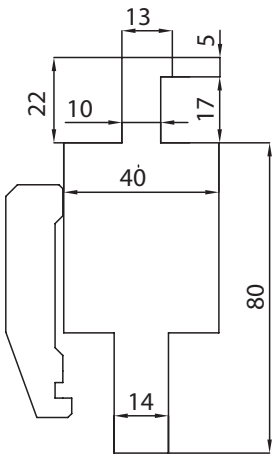

DURMAZLAR

42.180	l=150mm

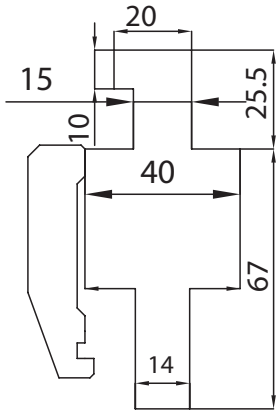

BEYELER-S

41.930	l=150mm

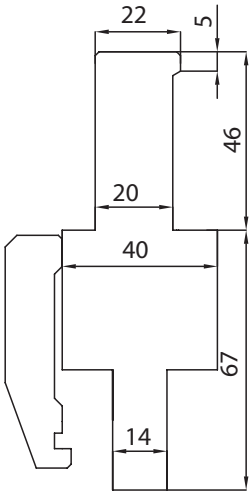

EHT

42.170	l=150mm

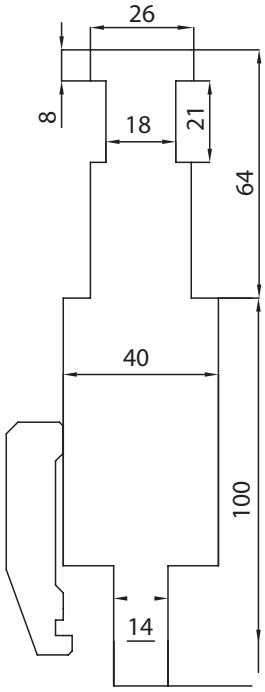

BEYELER-RFA

42.140	l=150mm

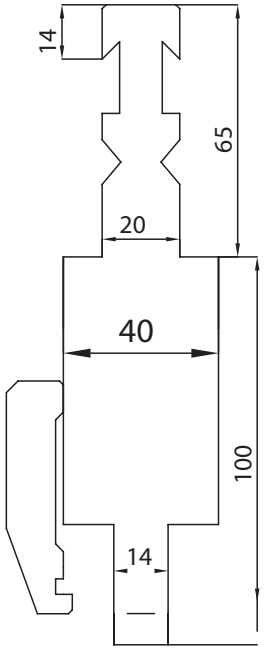

COLGAR

42.730	l=150mm

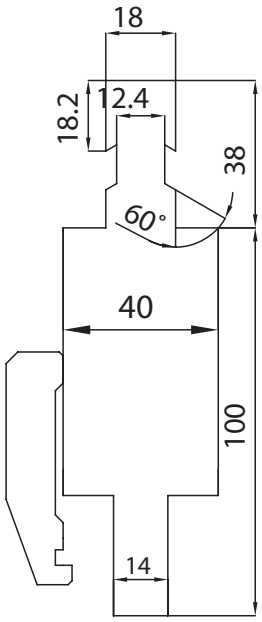

BAYKAL

42.720	l=150mm

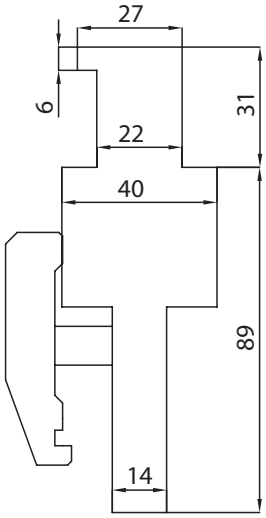

WEINBRENNER

42.150	l=150mm

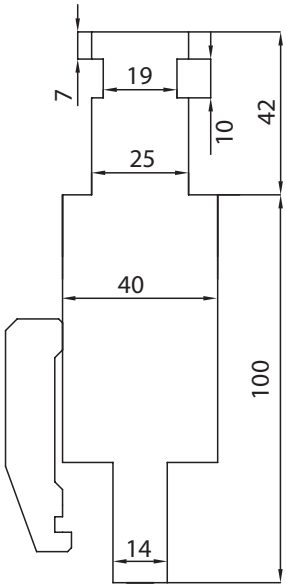

DARLEY

42.290	l=150mm

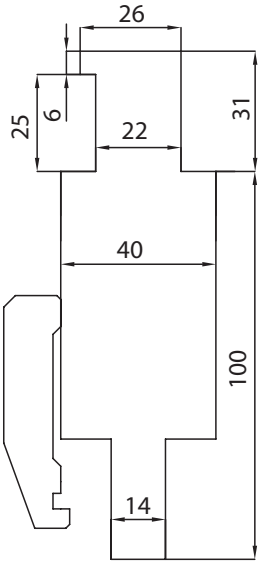

CBC

42.160	l=150mm

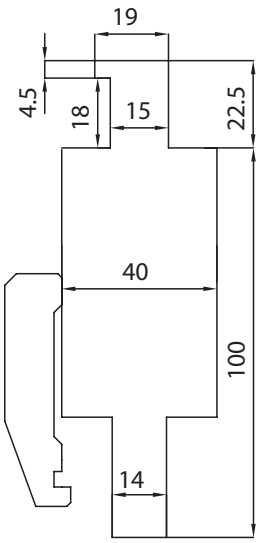

BEYELER-R

41.920	l=150mm

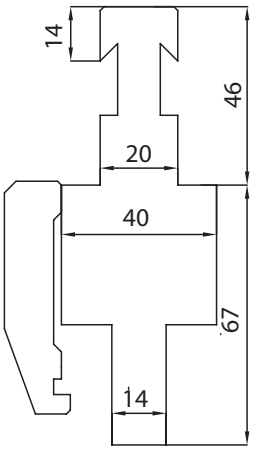

WILA-TRUMPF

41.910	l=150mm

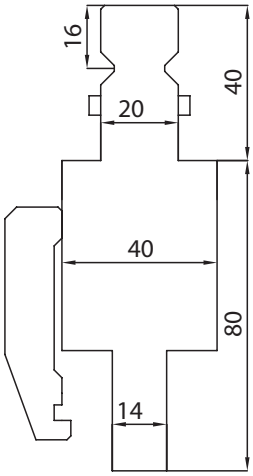

41.990	h58mm

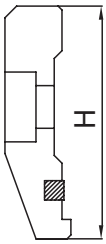

40.200	h58mm
50.120	h52mm

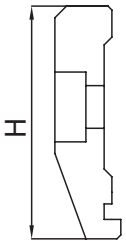

40.160	h50mm
50.130	h43mm

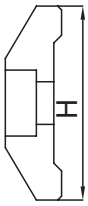

42.190	h58mm

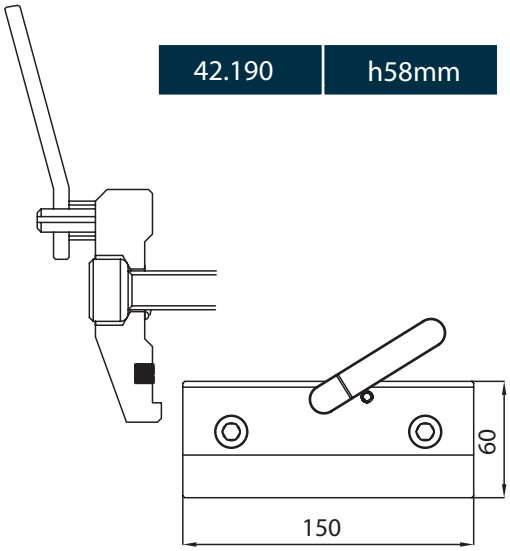

40.210	h58mm
50.110	h52mm

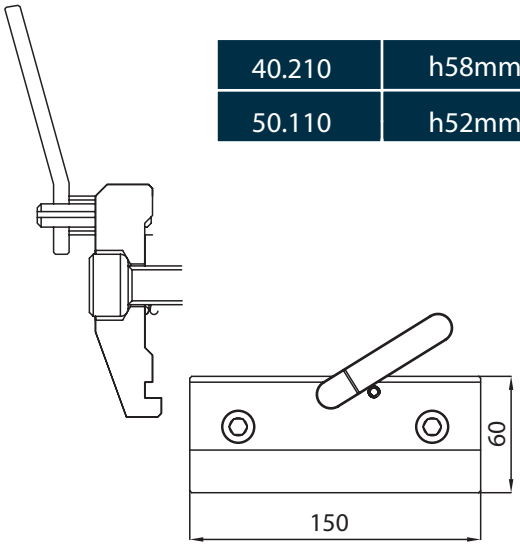

40.090	h63mm

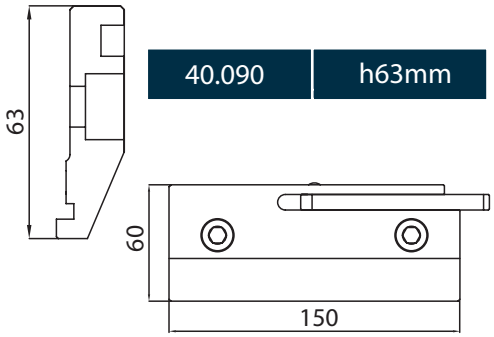

42.220	h63mm

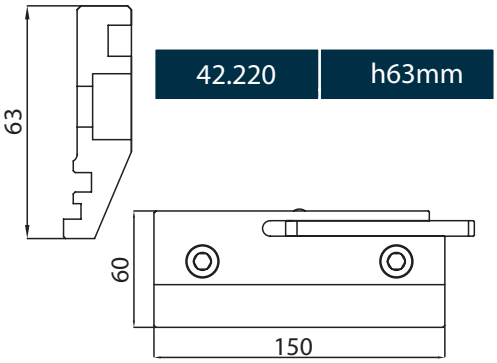

amada-trumpf/beyeler

43.010	l=1000
	l=500

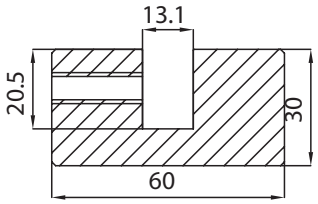

amada-trumpf/beyeler

43.020	l=1000
	l=500

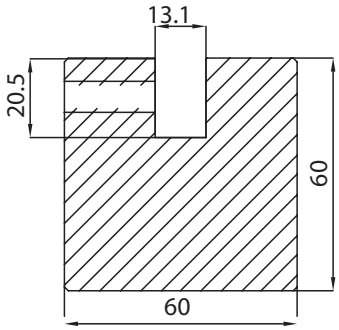

lvd-amada

43.040	l=835
	l=415

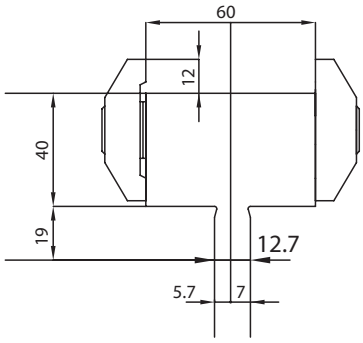

beyeler/trumpf-amada

43.030	l=1000
	l=500

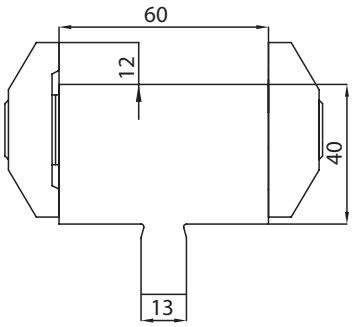

amada

40.330	l=835
40.500	l=835

con staffa intera

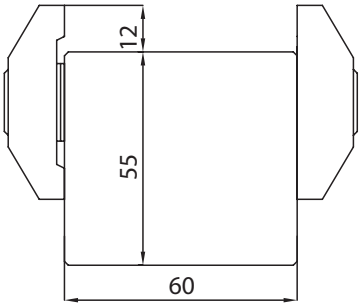

lvd-beyeler-trumpf

43.050	l=1000
	l=500

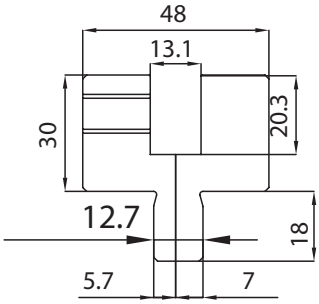

BEAM

80.100

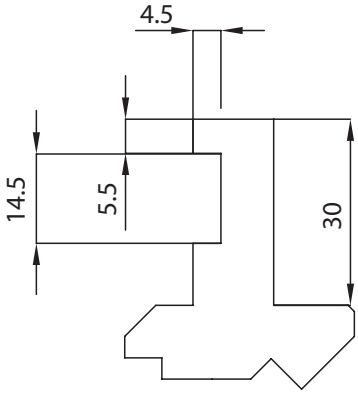

BMB

80.110

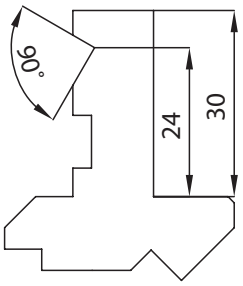

AMAD

80.120

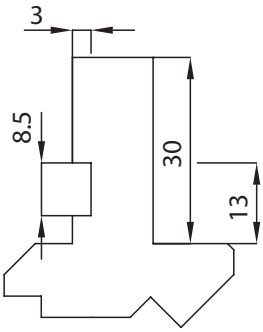

ASPARINI

80.130

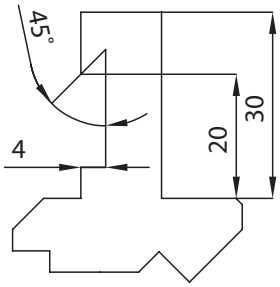

TED

80.140

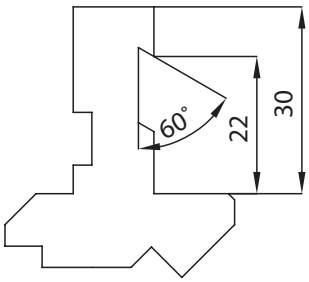

URO - BEYELER

80.160

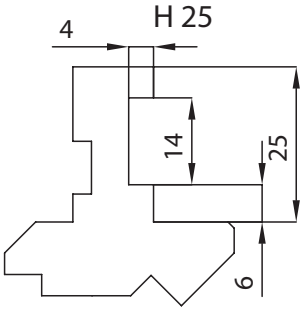

EURO - BEYELER H 30

80.170

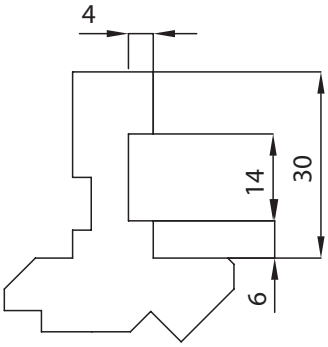

	A	R	H	T/M max
10.100	90°	0,8	66,65	100
10.110	88°	0,8	66,65	100
10.120	88°	3	65,50	100
10.640	90°	0,25	66,60	100
10.650	88°	0,25	66,60	100
11.770	85°	3	65,50	100
12.260	85°	0,8	66,60	100

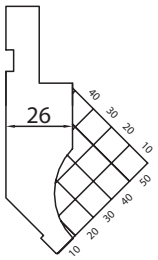

	A	R	H	T/M max
10.480	90°	0,6	66,40	35
10.490	88°	0,6	66,40	35
12.630	90°	0,25	66,35	35
12.640	88°	0,25	66,35	35

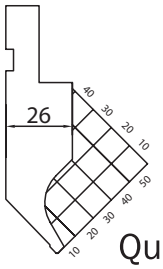

Quenched

	A	R	H	T/M max
10.800	90°	0,8	66,65	60
10.810	88°	0,8	66,65	60

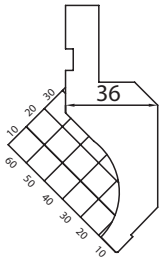

	A	R	H	T/M max
10.190	90°	0,6	84,15	20
10.200	88°	0,6	84,15	20

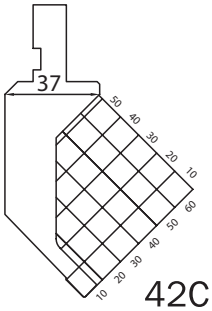

42CrMo4

	A	R	H	T/M max
10.630	88°	0,8	104,65	100
12.810	85°	0,8	104,65	100

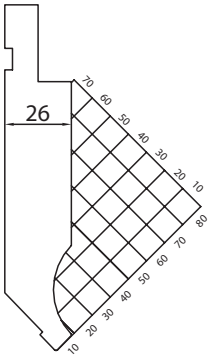

	A	R	H	T/M max
10.280	90°	0,6	99,40	50
10.290	88°	0,6	99,40	50
12.610	90°	0,25	99,35	50
12.620	88°	0,25	99,35	50

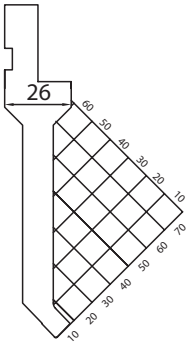

	A	R	H	T/M max
11.760	90°	0.25	89,88	50
11.750	88°	0,8	89,65	50

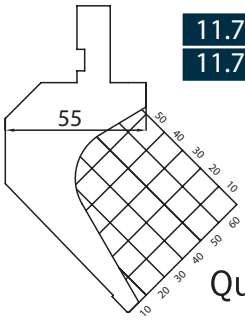

Quenched

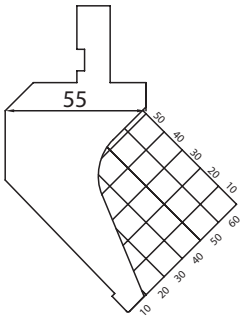

	A	R	H	T/M max
10.130	90°	0,8	89.65	60
10.140	88°	0,8	89.65	60
10.150	88°	3	88,50	60
12.650	90°	0,25	89,60	60
12.660	88°	0,25	89,60	60

	A	R	H	T/M max
10.160	90°	0,8	104,65	50
10.170	88°	0,8	104,65	50
10.180	88°	3	103,50	50
11.720	85°	0,8	104,60	50
12.670	90°	0,25	104,60	50
12.680	88°	0,25	104,60	50

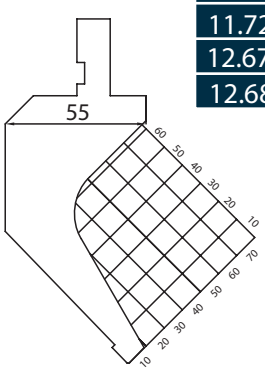

	A	R	H	T/M max
11.740	90°	0,25	104,88	50
11.730	88°	0,8	104,65	50

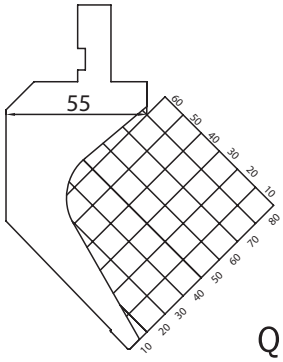

Quenched

	A	R	H	T/M max
10.600	90°	0,8	120	50
10.610	88°	0,8	120	50
10.620	88°	3	119	50

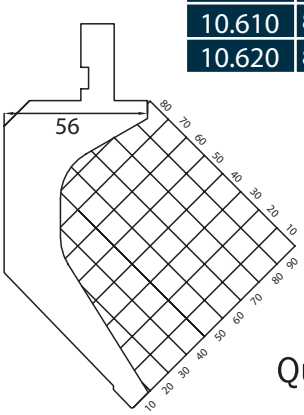

Quenched

	A	R	H	T/M max
10.820	88°	0,8	104,65	45

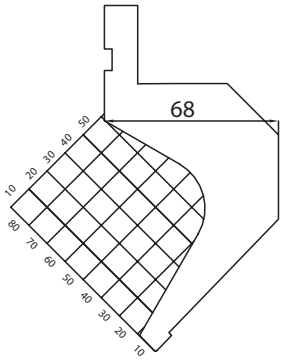

	A	R	H	T/M max
10.300	88°	0,8	145	80

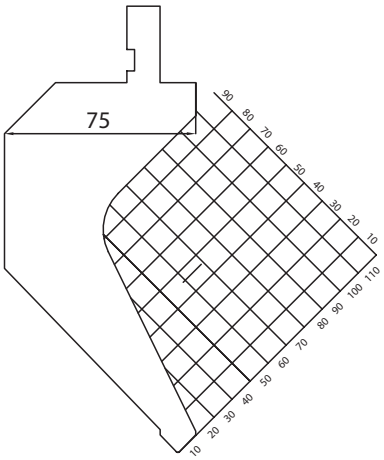

	A	R	H	T/M max
10.310	88°	0,8	165	60

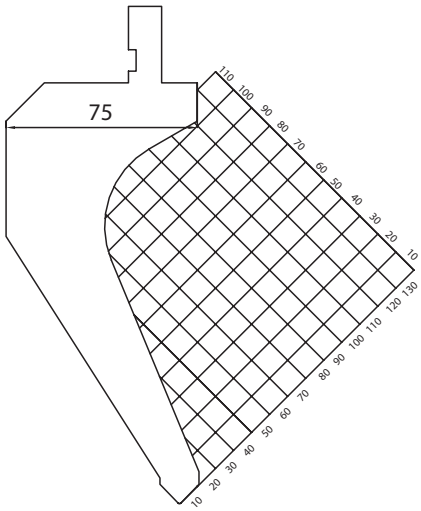

	A	R	H	T/M max
10.830	90°	0,6	94,40	50
10.840	88°	0,6	94,40	50
12.690	90°	0,25	94,35	50
12.700	88°	0,25	94,35	50

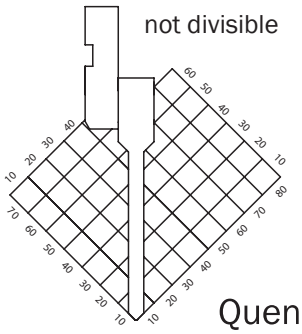

Quenched

	A	R	H	T/M max
10.830	90°	0,6	94,40	50
10.840	88°	0,6	94,40	50
12.690	90°	0,25	94,35	50
12.700	88°	0,25	94,35	50

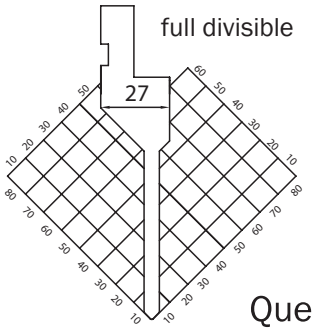

Quenched

	A	R	H	T/M max
12.910	88°	0,8	200	75

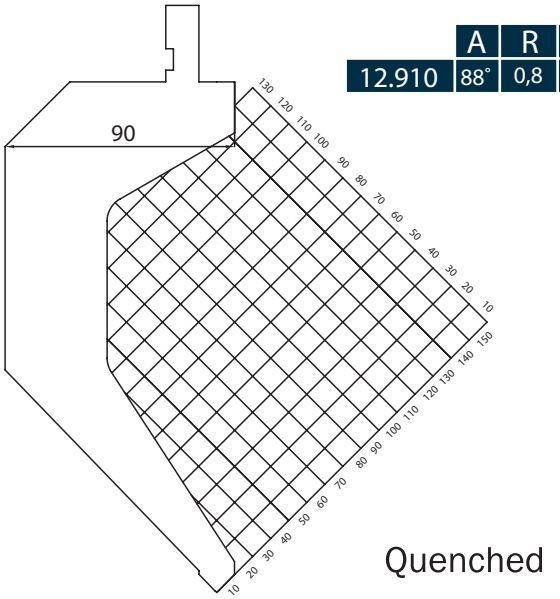

Quenched

10.100	10.170	10.290	10.640	11.620	12.260	12.710
10.110	10.180	10.300	10.650	11.630	12.610	12.720
10.120	10.240	10.310	10.800	12.910	12.620	12.810
10.130	10.250	10.600	10.810	11.720	12.670	12.830
10.140	10.260	10.610	10.820	11.770	12.680	12.840
10.150	10.270	10.620	10.830	11.900	12.690	
10.160	10.280	10.630	10.840	11.910	12.700	

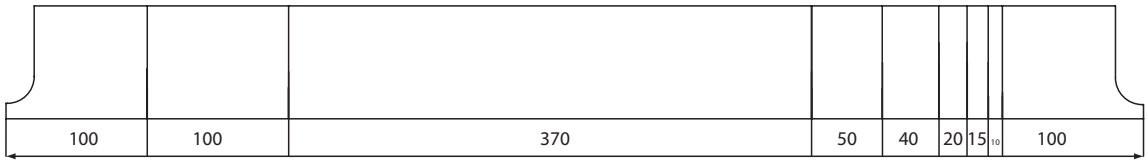

SHOES

10.190	10.480	10.570	11.920	12.920	
10.200	10.490	10.860	11.930		
10.330	10.520	11.730	11.940		
10.340	10.530	11.740	12.630		
10.350	10.540	11.750	12.640		
10.320	10.550	11.760	12.820		
10.470	10.560	11.780	12.890		

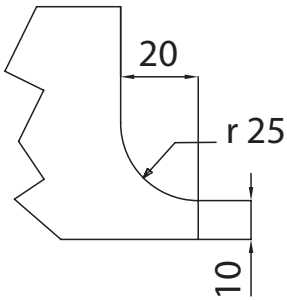

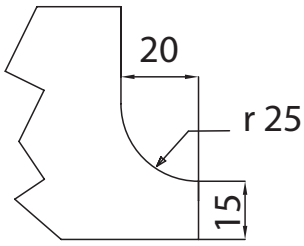

	A	R	H	T/M max
10.260	60°	0,8	67	80
10.270	60°	2	67	80

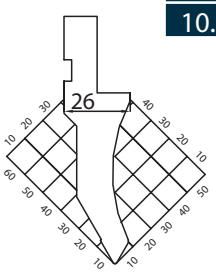

	A	R	H	T/M max
11.620	60°	0,8	85	40

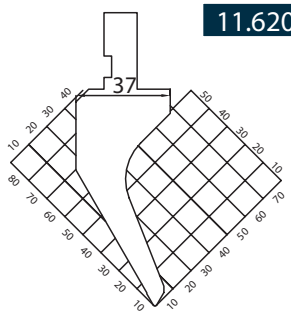

Quenched

	A	R	H	T/M max
12.720	60°	0,8	115	40

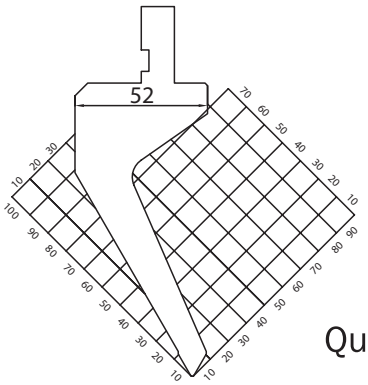

Quenched

	A	R	H	T/M max
11.630	60°	0,8	130	40

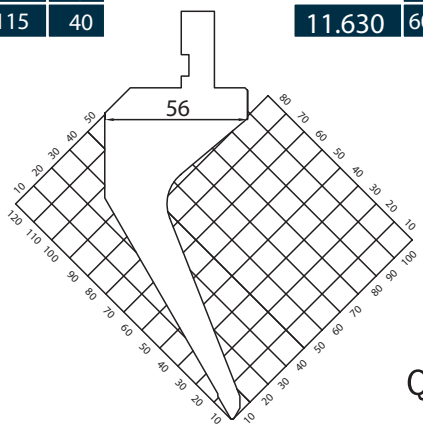

Quenched

	A	R	H	T/M max
11.900	60°	0,8	160	40

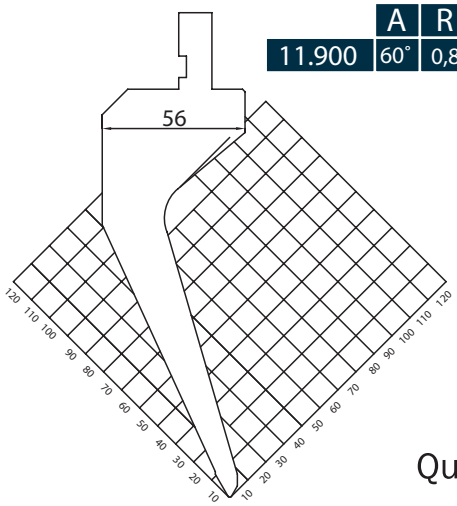

Quenched

	A	R	H	T/M max
12.710	60°	0,8	115	50

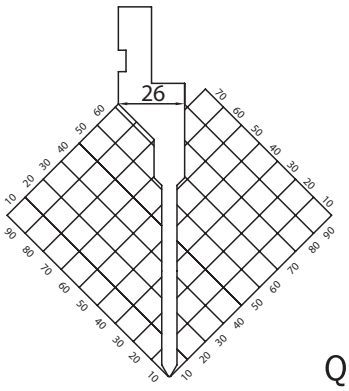

Quenched

	A	R	H	T/M max
10.320	60°	6	65	100

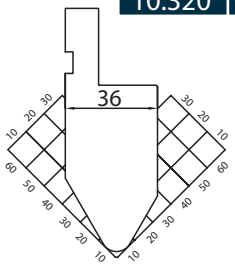

	A	R	H	T/M max
12.830	60°	10	115	100

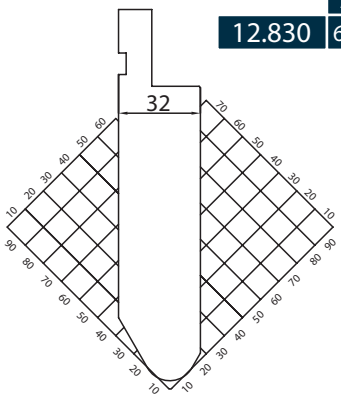

	A	R	H	T/M max
12.840	60°	0,8	135	70

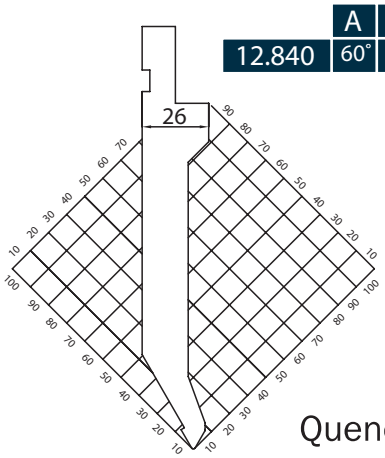

Quenched

	A	R	H	T/M max
12.930	60°	8	200	100

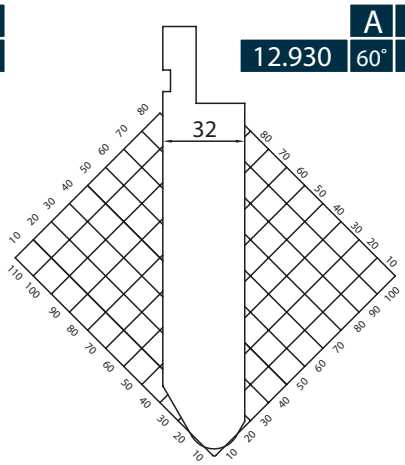

	A	R	H	T/M max
11.910	60°	0,8	115	60

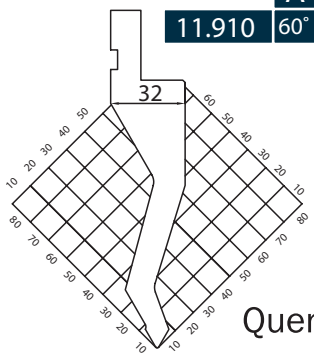

Quenched

	A	R	H	T/M max
10.240	45°	0,5	66,4	80
10.250	45°	1,5	65,2	80

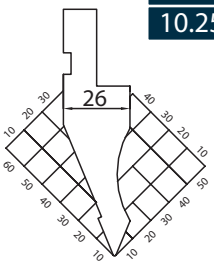

AMADA-PROMECAM TYPE

PUNCHES 45° / 35° / 30° / 26°

	A	R	H	T/M max
11.780	26°	0,8	117	100
11.920	26°	3	117	100

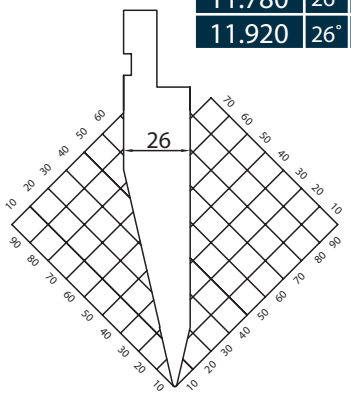

	A	R	H	T/M max
12.920	30°	0,5	200	50

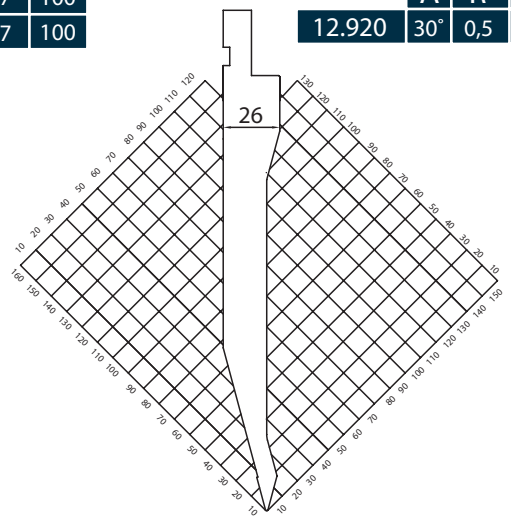

SHANK BLADES

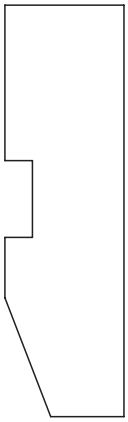

10.440

	A	V'	R'	V''	R''	T/M max
20.100	90°	4	0.3	7	0.5	100

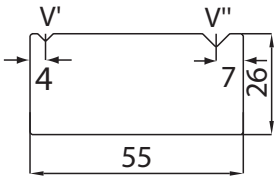

	A	V'	R'	V''	R''	T/M max
20.120	90°	8	0.5	12	0.8	100
20.410	88°	8	1	12	1.5	100
20.160	60°	8	0.8	12	1.2	60

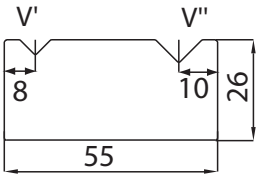

	A	V'	R'	V''	R''	T/M max
20.320	88°	14	2.75	18	3	100

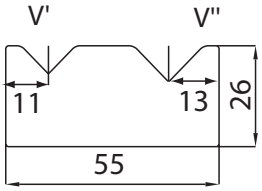

	A	V'	R'	V''	R''	T/M max
20.170	60°	16	1.6	20	20	60

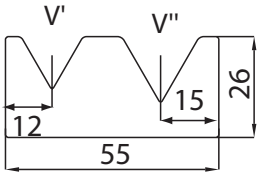

	A	V'	R'	V''	R''	T/M max
20.110	90°	6	0.4	10	0.6	100
20.460	88°	6	0.8	10	1.2	100
20.150	60°	6	0.4	10	0.6	60

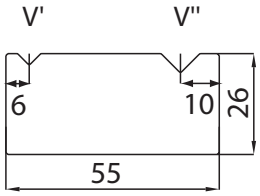

	A	V'	R'	V''	R''	T/M max
20.130	88°	12	2.75	20	3	100
20.330	60°	12	0.8	20	1.5	60

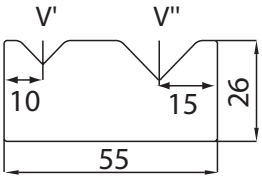

	A	V'	R'	V''	R''	T/M max
20.140	88°	16	2.75	25	3	100

V' V''

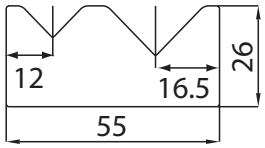

	A	V'	R'	V''	R''	T/M max
20.470	30°	8	0.8	12	1.5	40

V' V''

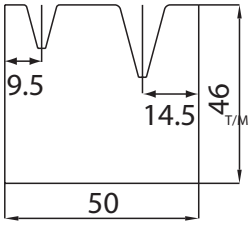

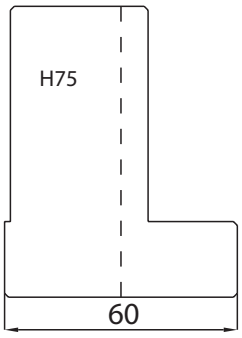

20.350

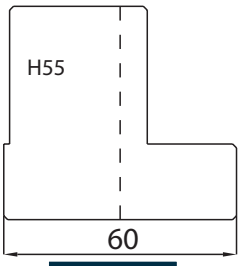

20.190

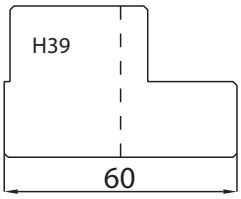

20.390

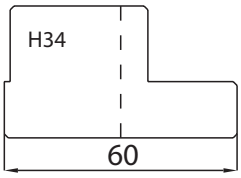

20.180

	A	V'	R'	V''	R''	T/M max
20.480	90°	4	0.3	7	0.5	80

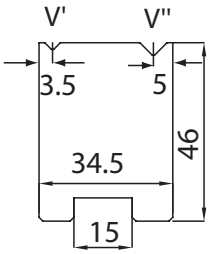

	A	V'	R'	V''	R''	T/M max
20.490	90°	6	0.4	10	0.6	80
20.500	88°	6	0.8	10	1.2	80

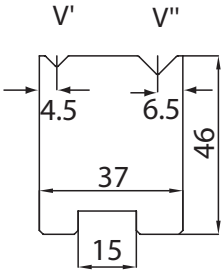

	A	V'	R'	V''	R''	T/M max
20.510	90°	8	0.5	12	0.8	80
20.520	88°	8	1	12	1.5	80

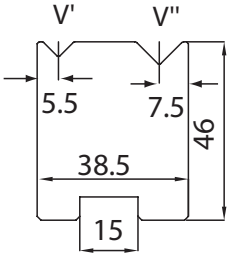

	A	V'	R'	V''	R''	T/M max
20.530	88°	14	1.25	18	1.5	80

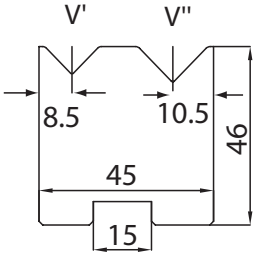

	A	V'	R'	V''	R''	T/M max
20.560	30°	8	0.8	12	1.5	40
20.550	88°	16	1.5	25	1.75	80

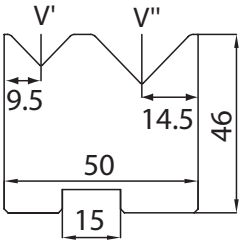

AMADA-PROMECAM TYPE

2V SELF CENTERING DIES 90° / 88° / 30°

	A	V'	R'	V''	R''	T/M max
20.540	88°	12	0.8	20	1.75	80

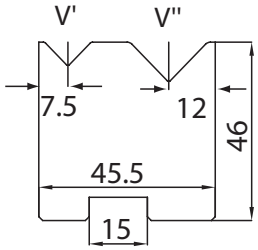

	A	V'	R'	V''	R''	T/M max
20.570	30°	6	0.6	10	1	80

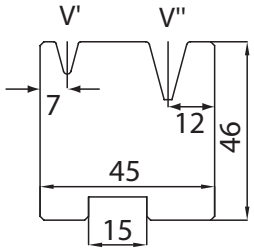

STILL FOR SELF-CENTERING DIES

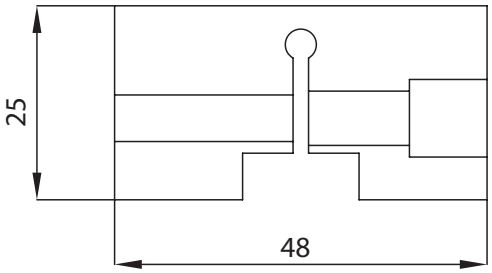

20.600

INCREASES FOR FEMALE SELF-CENTERING

20.580

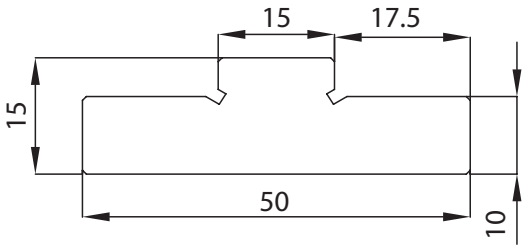

20.590

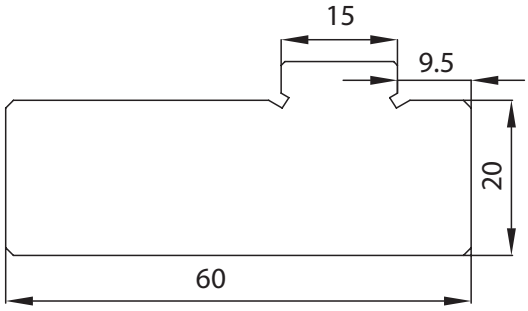

	A	V'	R'	V''	R''	T/M max
20.280	90°	6	0.4	10	0.6	80

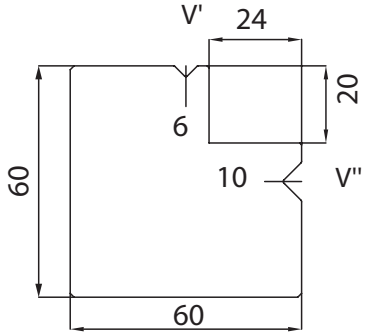

	A	V'	R'	V''	R''	T/M max
20.290	90°	8	0.5	12	0.8	80

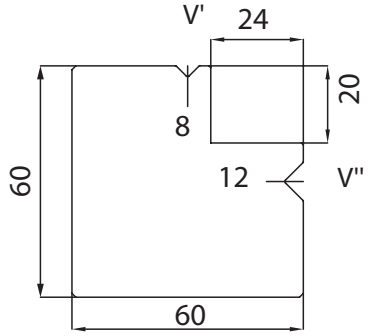

	T/M max
20.310	100

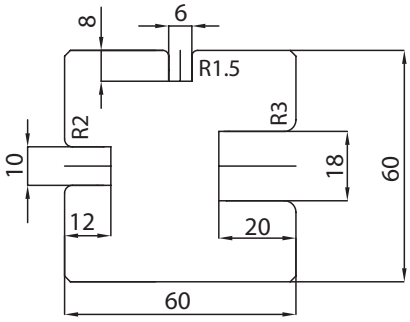

85°

	T/M max
20.670	80

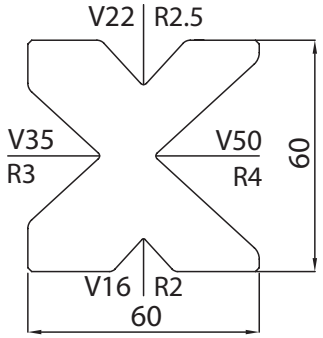

85°-88°

	T/M max
20.300	80

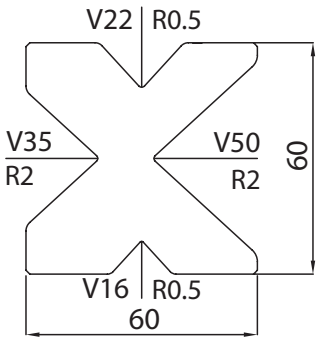

60°

	T/M max
20.340	60

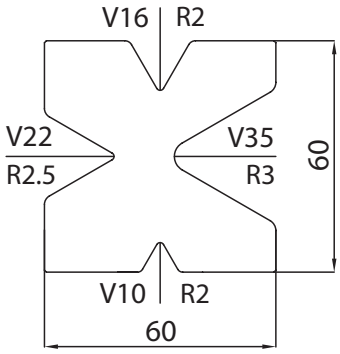

30° 20.860 T/M max 100

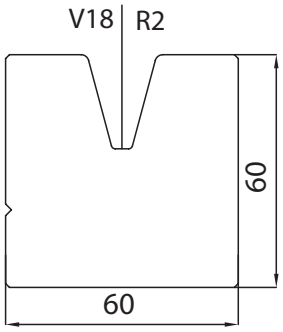

30° 20.870 T/M max 100

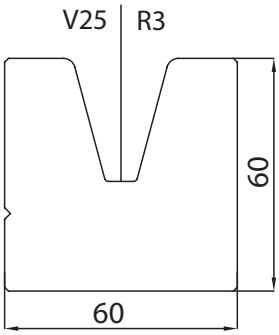

85° 20.200 T/M max 100

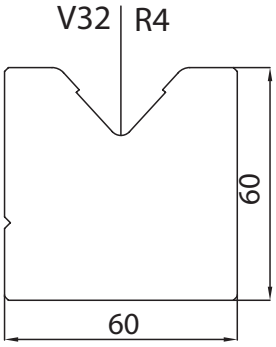

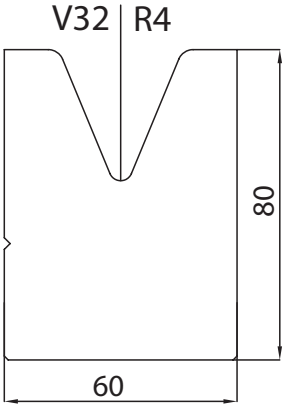

45° 20.880 T/M max 100

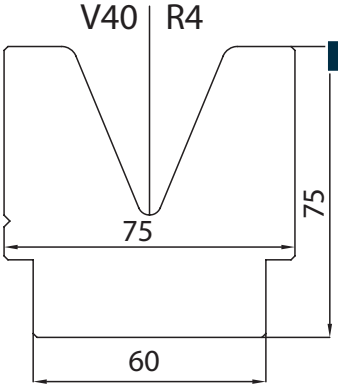

45° 20.810 T/M max 100

85° 20.210 T/M max 100

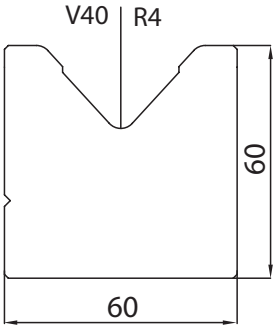

85° 20.220 T/M max 100

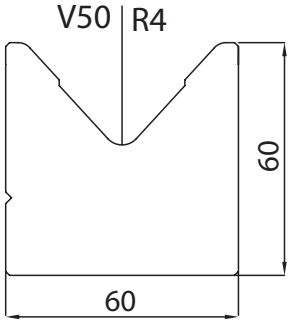

60° 20.820 T/M max 100

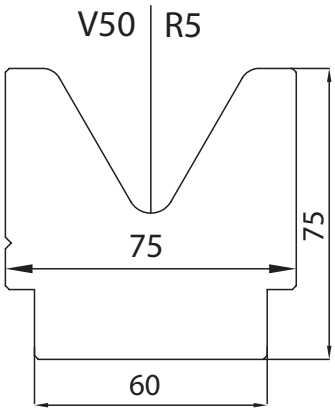

85° 20.230 T/M max 100

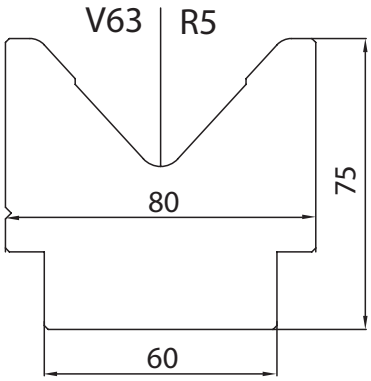

60° 20.830 T/M max 100

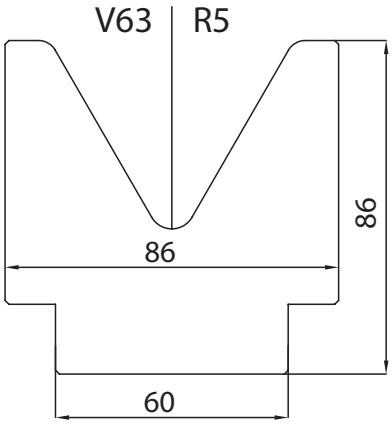

45° 21.180 T/M max 100

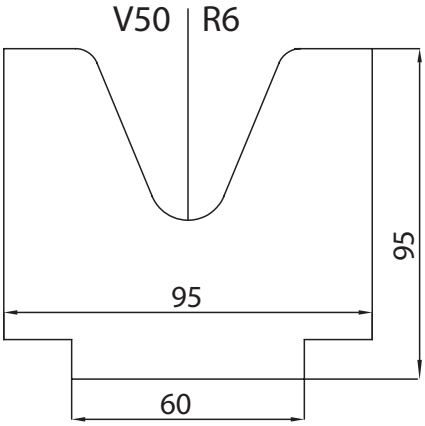

45° 21.170 T/M max 100

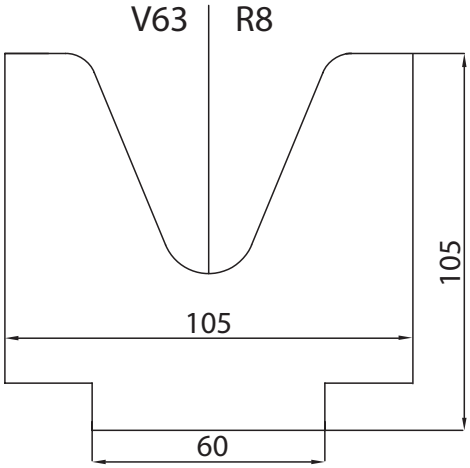

85° 20.240 T/M max 100

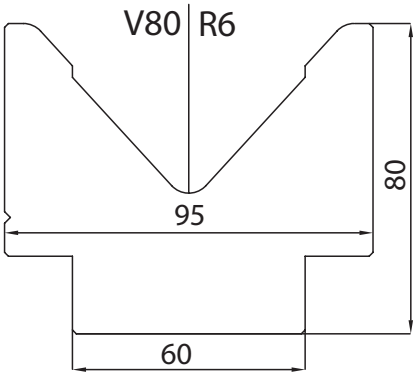

45°

	T/M max
20.840	100

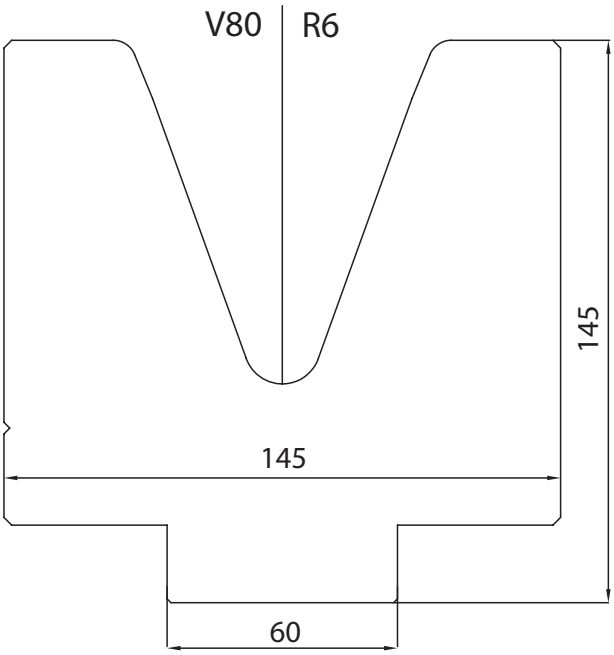

60°

	T/M max
20.890	100

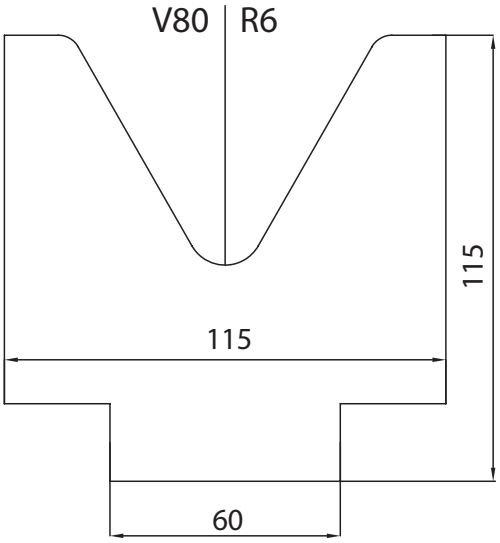

85°

	T/M max
20.250	100

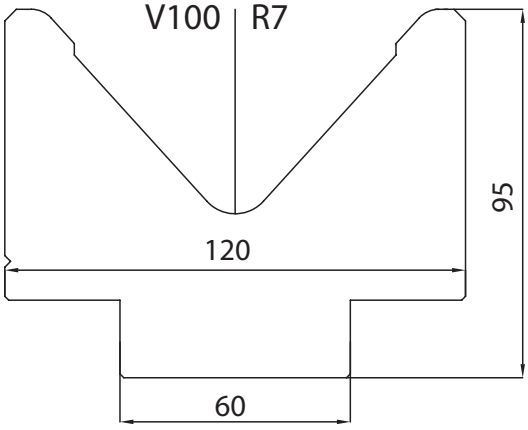

80°

	T/M max
20.260	100

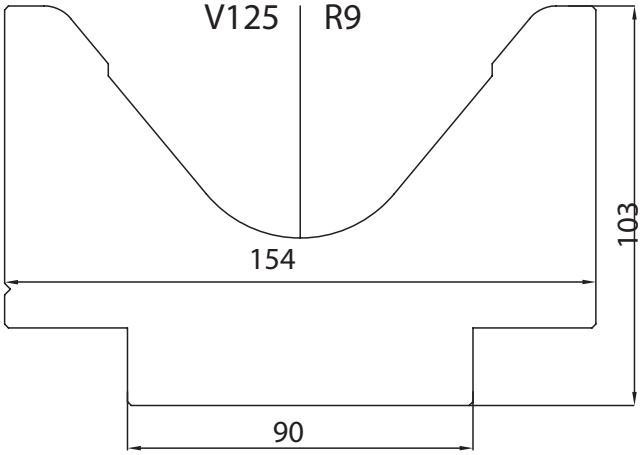

A 90°

H 80	V	R	S	F	T/M max	H 120
30.100	6	0.4	14	r0.5	100	30.500
30.110	8	0.5	14	r0.5	100	30.510
30.120	10	0.6	18	r0.5	100	30.520
30.130	12	0.8	18	r0.5	100	30.530
30.140	16	1	24	r0.5	100	30.540

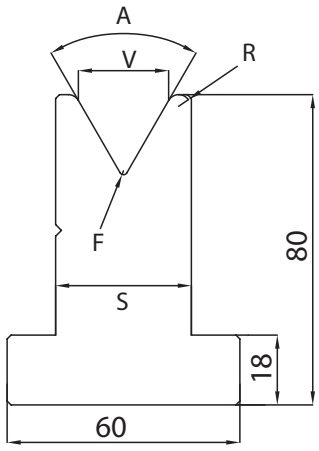

A 88°

H 80	V	R	S	F	T/M max	H 120
30.800	6	0.4	14	r0.5	100	30.830
30.810	8	0.5	14	r0.5	100	30.840
30.820	10	0.6	18	r0.5	100	30.850
30.150	12	2.75	18	r0.5	100	30.550
30.160	16	2.75	24	r0.5	100	30.560
30.170	20	3	30	r0.5	100	30.570
30.180	25	3	35	r0.5	100	30.580

A 60°

H 80	V	R	S	F	T/M max	H 120
30.190	6	0.4	14	r0.5	60	30.590
30.200	8	0.5	14	r0.5	60	30.600
30.210	10	0.6	18	r0.5	60	30.610
30.220	12	0.8	18	r0.5	60	30.620
30.230	16	3	24	r0.7	60	30.630
30.240	20	3	30	r0.7	60	30.640
30.250	25	3	35	r1	60	30.650

A 45°

H 80	V	R	S	F	T/M max	H 120
30.260	6	0.6	14	r0.5	50	30.660
30.270	8	0.8	18	r0.5	50	30.670
30.280	10	1	18	r0.7	50	30.680
30.290	12	1.5	24	r0.7	50	30.690
30.300	16	2	24	r1	50	30.700
30.310	20	2.5	30	r1	50	30.710
30.320	25	3	35	r1	50	30.720

A 30°

H 80	V	R	S	F	T/M max	H 120
30.420	6	0.6	14	r1	35	30.730
30.430	8	0.8	18	p2	35	30.740
30.440	10	1	24	p2	50	30.750
30.450	12	1.5	24	p2	40	30.760
30.460	16	2	30	p5	45	30.770
30.470	20	2.5	35	p5	50	30.780
30.480	25	3	40	p5	50	30.790

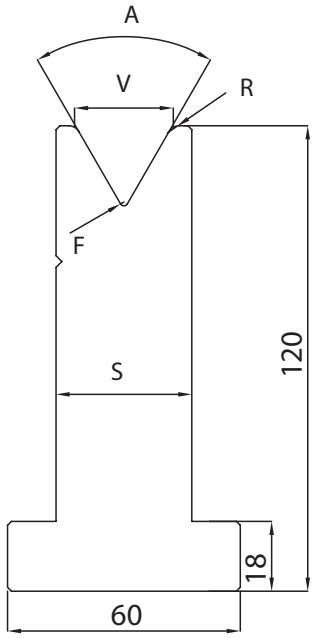

80°

	T/M max
20.270	100

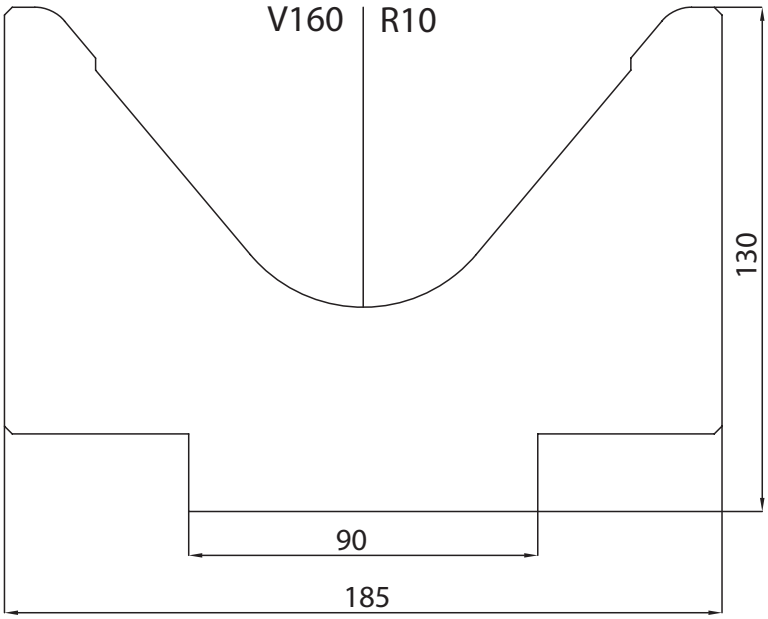

70°

	T/M max
72.900	100

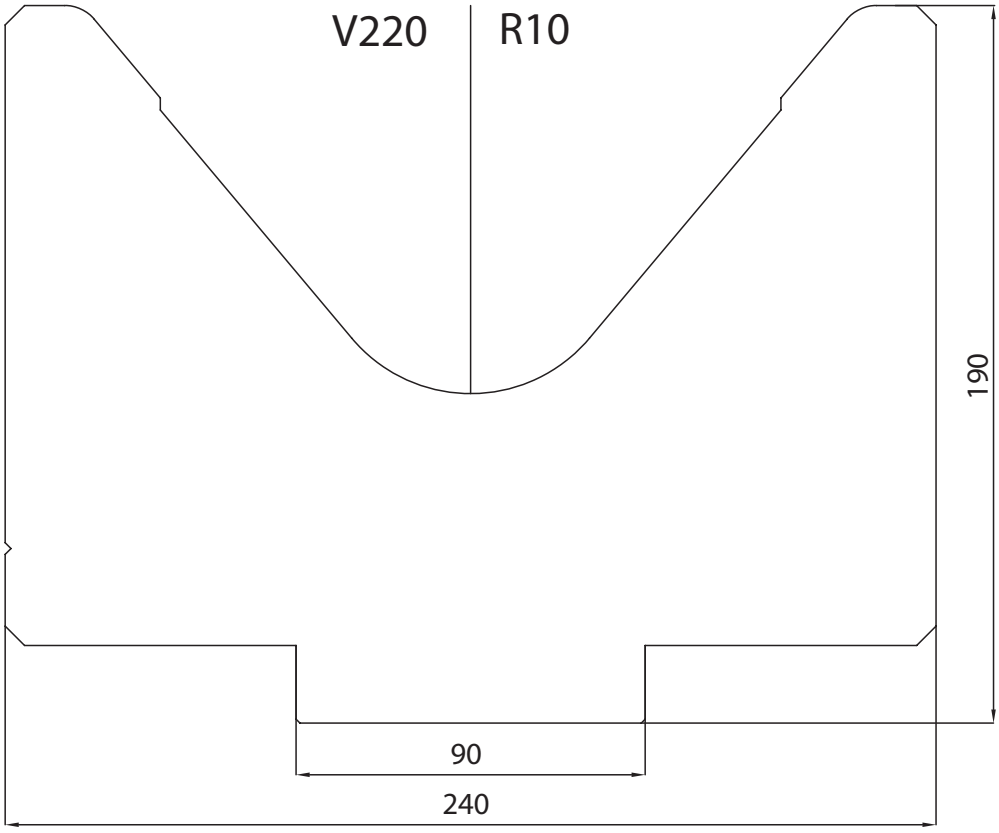

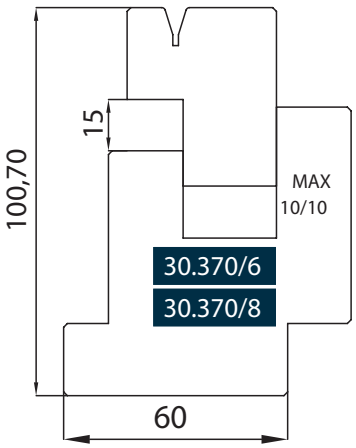

V6-R1
35°
V8-R1
35°

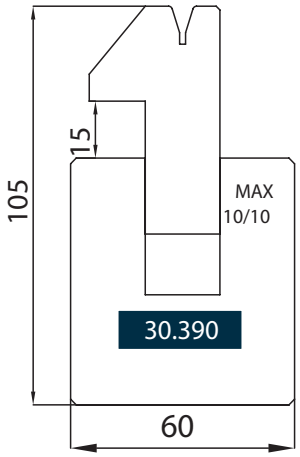

V6-R1
35°

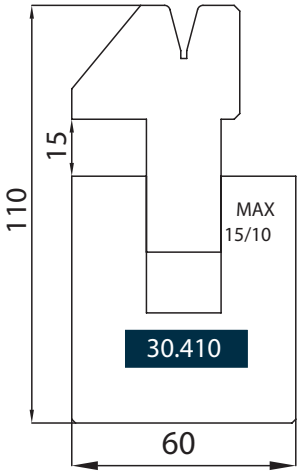

V8-R1.5
30°

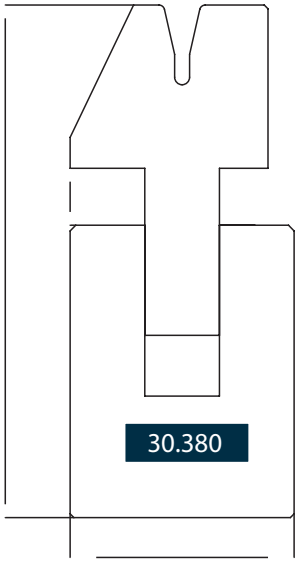

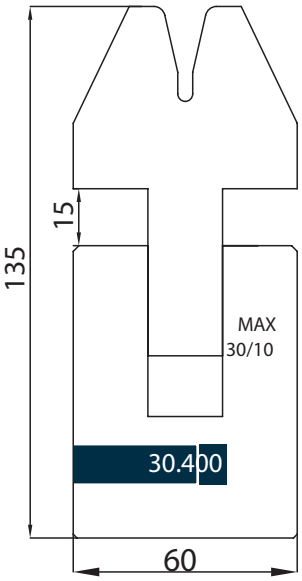

V12-R3
26°

S	A	T/M	2xS	T/M
0.6	3	9	1.2	23
0.8	3	12	1.6	32
1	3.5	15	1	40
1.25	3.5	17	2.5	50
1.5	4.6	22	3	63
2	5.5	30	4	80
2.5	6.5	55	5	90
3	8	70	6	100

Acc.R.45 Kg/mmq

S	A	T/M	2xS	T/M
0.6	3	15	1.2	35
0.8	3	20	1.6	50
1	3.5	25	2	60
1.25	3.5	31	2.5	80
1.5	4.6	38	3	95
2	5.5	50	4	130

Acc.R.70 Kg/mmq

	V	A	R	H	T/M max
30.380PN	10	26°	1.5	135	100
30.390PN	6	35°	1	105	80
30.400PN	12	26°	3	135	100
30.410PN	8	30°	1.5	110	80



43.130

11.950 80t/m

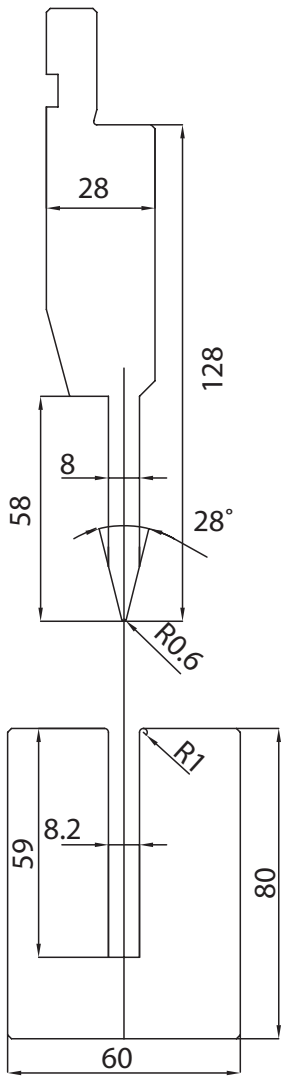

11.970 80t/m

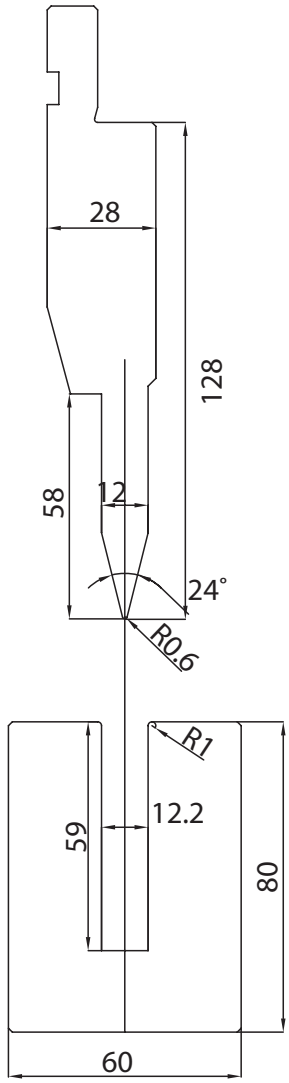

11.960 80t/m

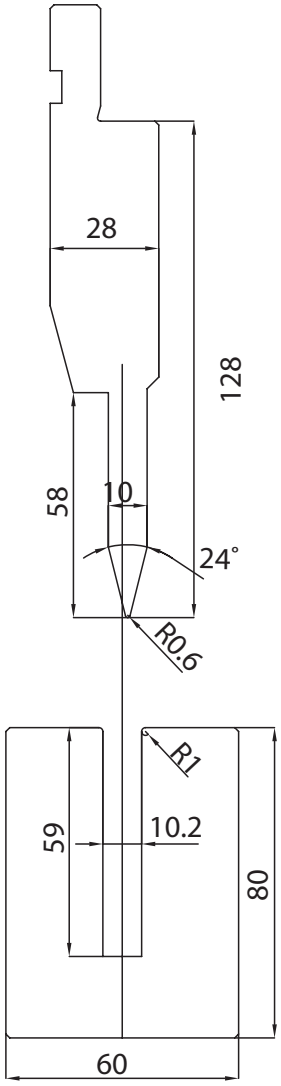

31.760 50t/m

S	A	T/M	2xS	T/M
0.6	3	9	1.2	23
0.8	3	12	1.6	32
1	3.5	15	1	40
1.25	3.5	17	2.5	50
1.5	4.6	22	3	63
2	5.5	30	4	80
2.5	6.5	55	5	90
3	8	70	6	100

Acc.R.45 Kg/mmq

31.780 50t/m

31.770 50t/m

S	A	T/M	2xS	T/M
0.6	3	15	1.2	35
0.8	3	20	1.6	50
1	3.5	25	2	60
1.25	3.5	31	2.5	80
1.5	4.6	38	3	95
2	5.5	50	4	130

Acc.R.70 Kg/mmq

	A	R	H	T/M max
12.100	85°	1.5	155	50
12.110	85°	0,8	155	50

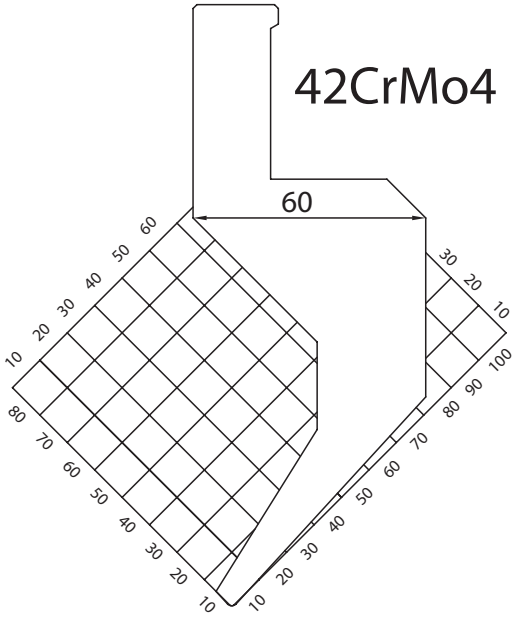

	A	R	H	T/M max
12.120	85°	1	155	100

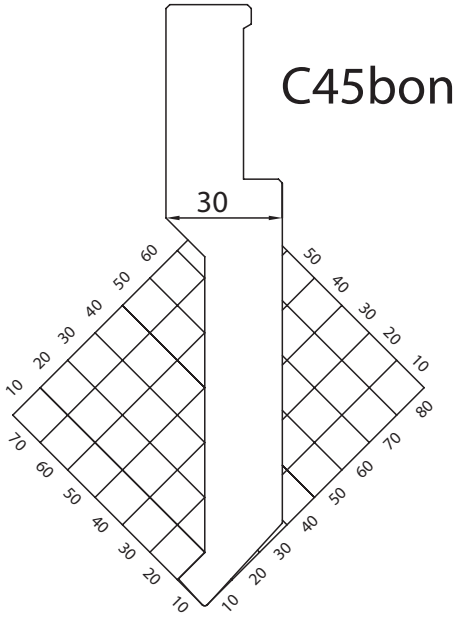

	A	R	H	T/M max
12.130	30°	1	155	80
12.140	28°	1	155	80

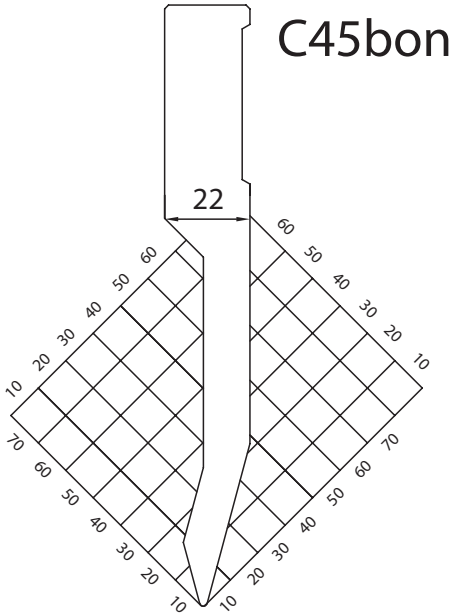

	A	R	H	T/M max
12.150	28°	3	155	100

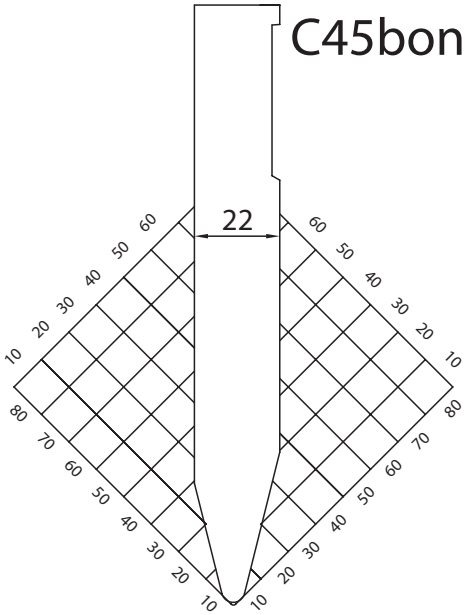

PUNCHES 80° / 30° / 28°

	A	R	H	T/M max
12.160	85°	1.5	155	50

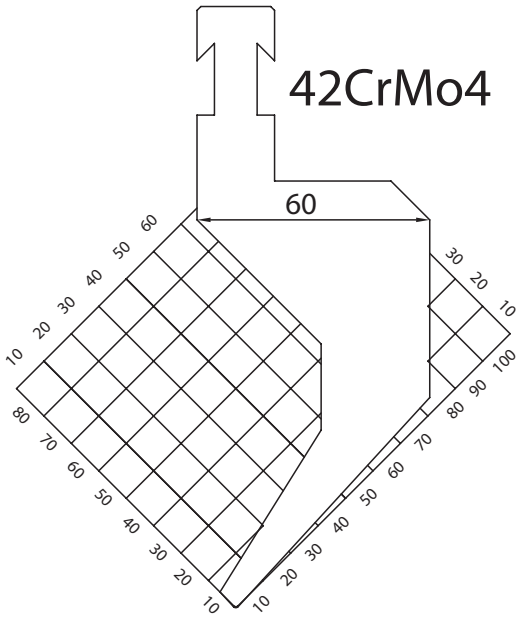

	A	R	H	T/M max
12.180	85°	1	155	100

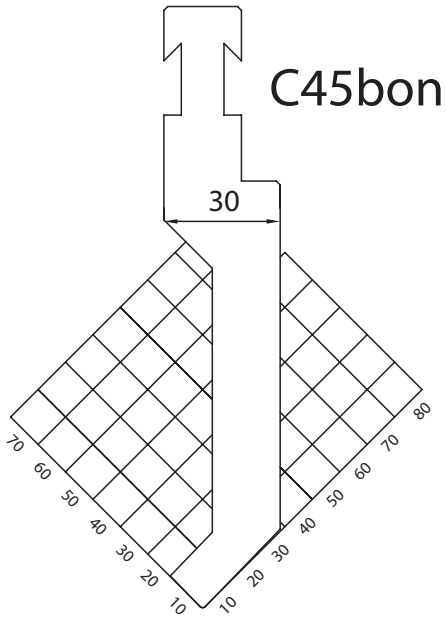

PUNCHES 85° / 86° / 30° / 28°

	A	R	H	T/M max
12.200	30°	1	155	80
12.210	28°	1	155	80

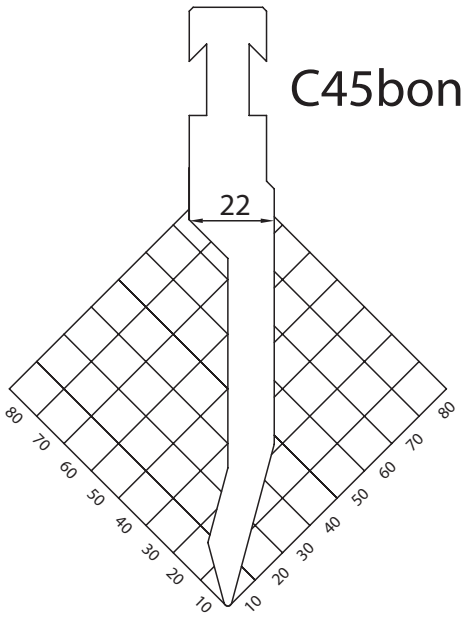

	A	R	H	T/M max
12.250	30°	3	155	100
12.260	30°	1	155	100

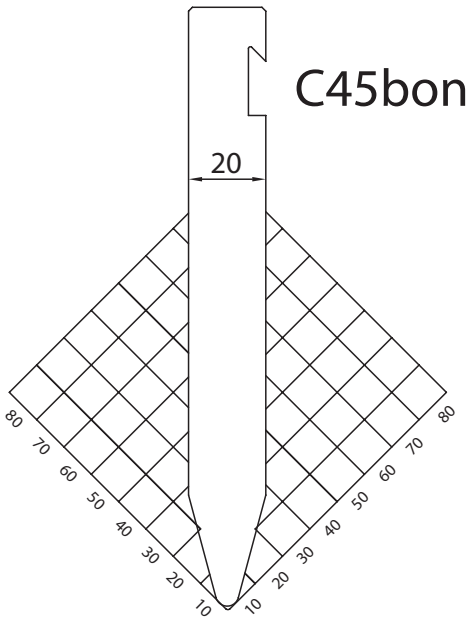

	A	R	H	T/M max
12.270	88°	1.5	175	50

42CrMo4

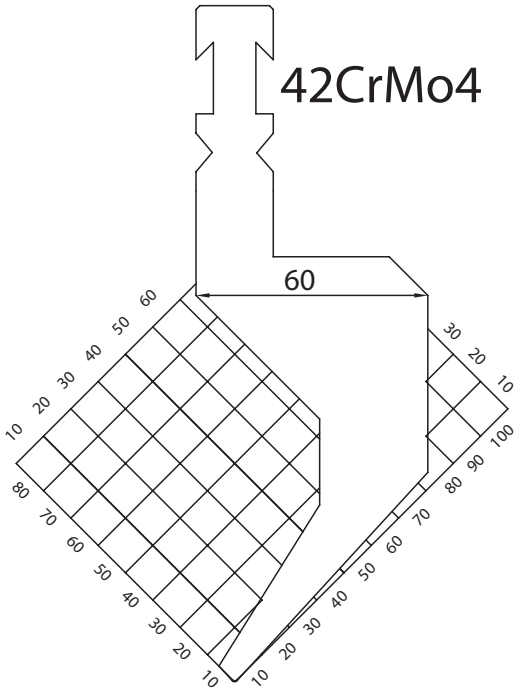

	A	R	H	T/M max
12.290	88°	1	175	100

C45bon

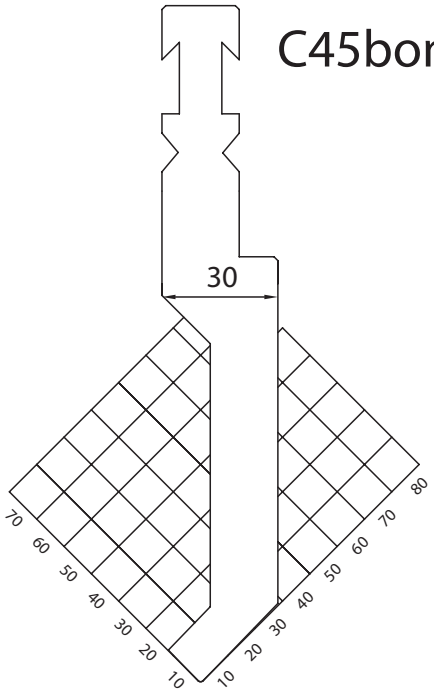

PUNCHES 85˚ / 86˚ / 30˚ / 28˚

	A	R	H	T/M max
12.300	30°	1	175	80

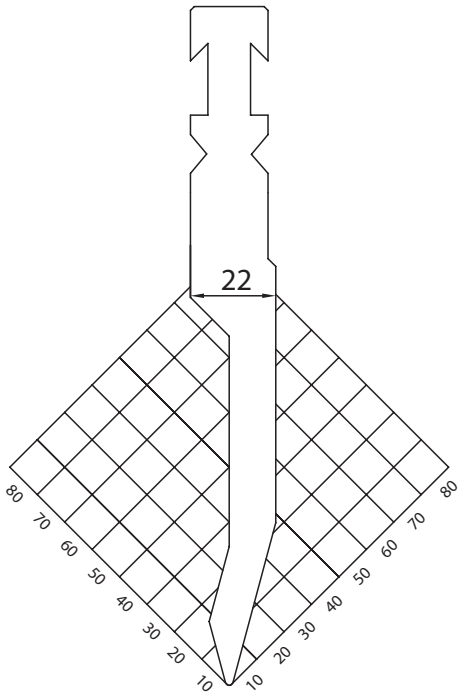

C45bon

	A	R	H	T/M max
12.310	30°	3	175	100
12.320	30°	1	175	100

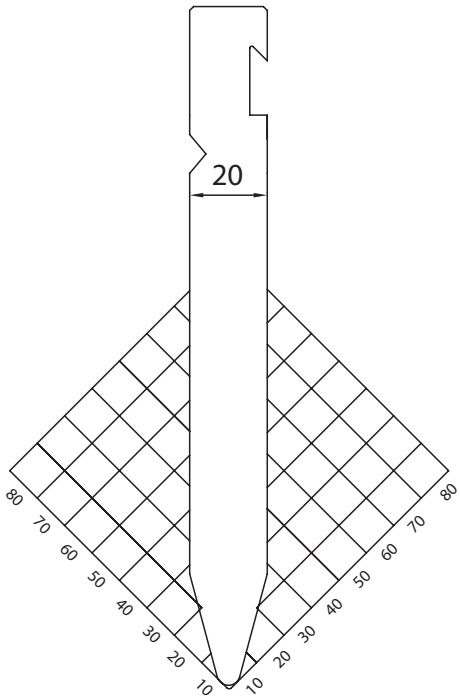

	A	R	H	T/M max
12.350	30°	3	250	120

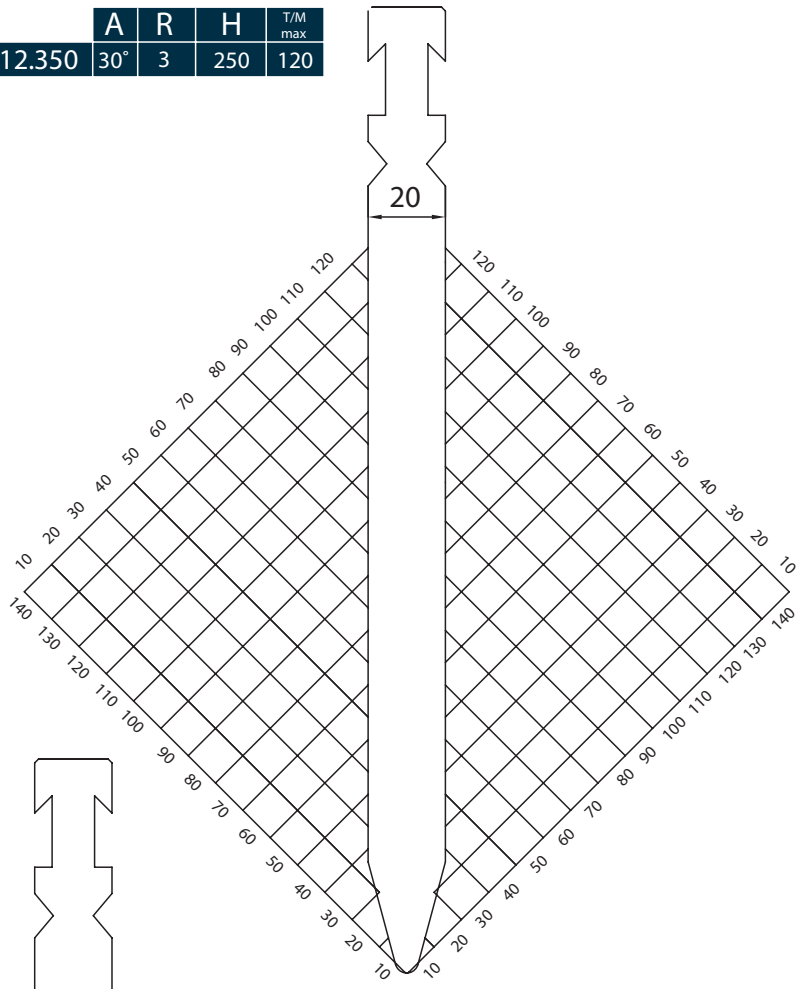

	A	R	H	T/M max
12.400	30°	1	250	50

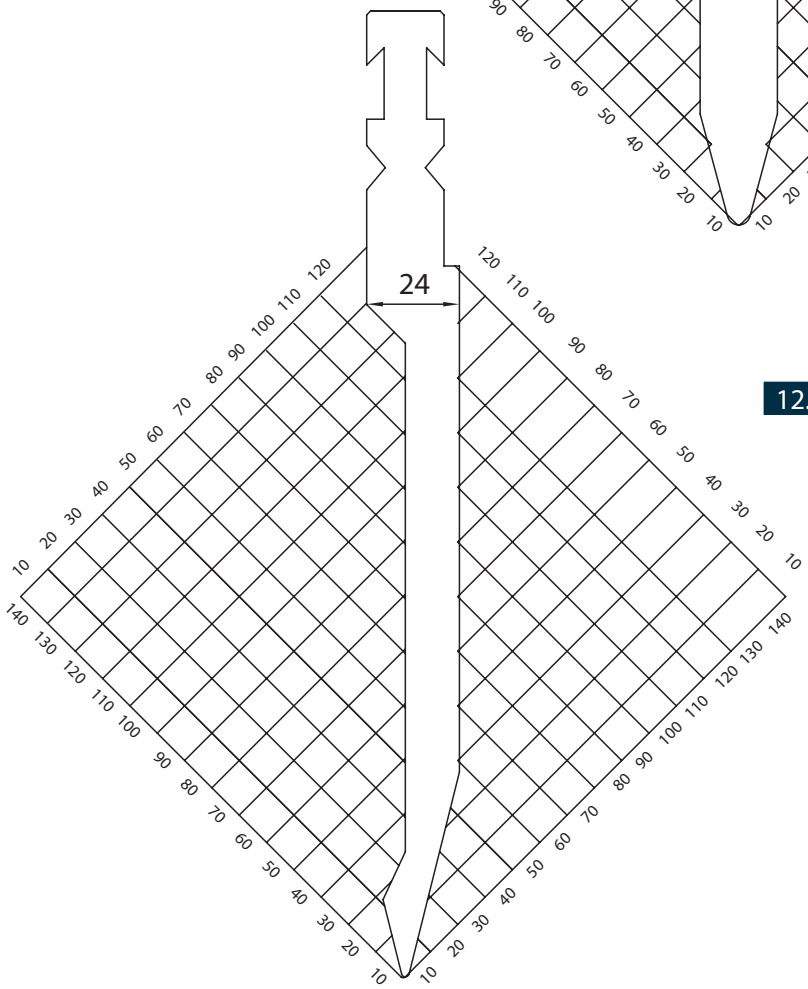

42CrMo4

	A	R	H	T/M max
12.500	86°	1.5	250	60

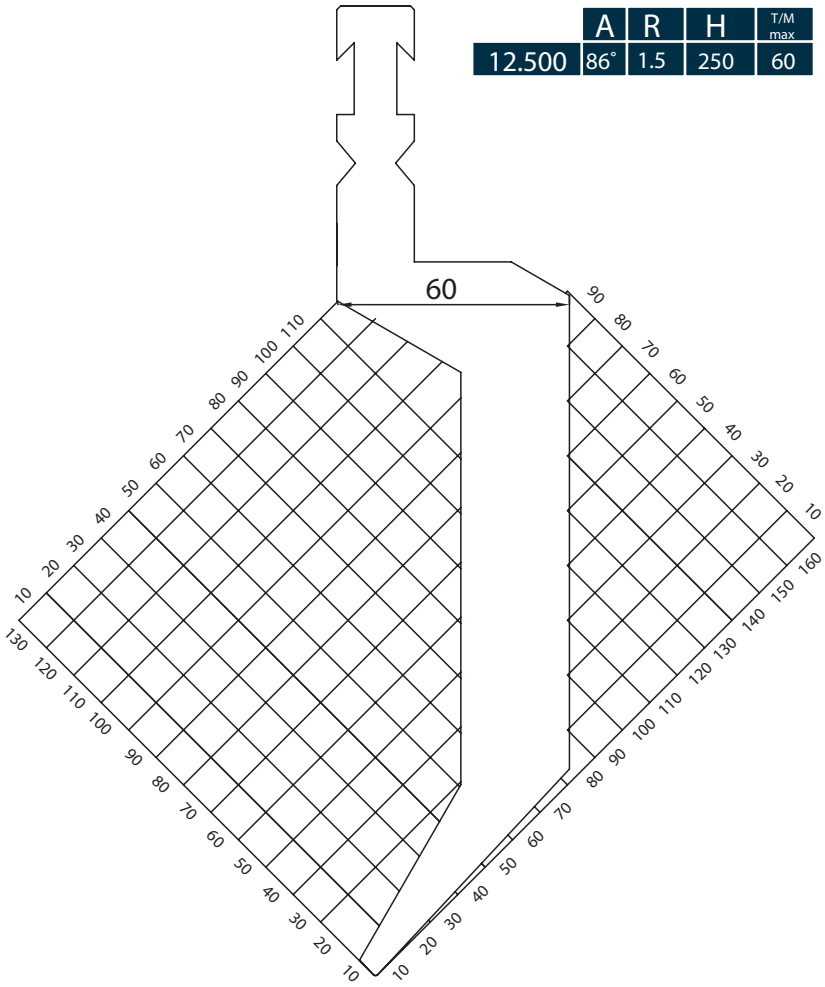

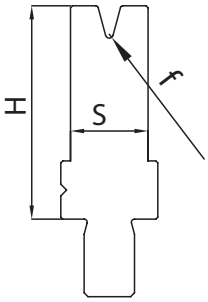

	A	V	R	H	S	F	T/M max
31.010	90˚	6	0.4	55	15	0.5	100
31.020	90˚	8	0.5	55	15	0.5	100
31.150	30˚	6	0.6	55	15	1	35
31.160	30˚	8	0.8	55	15	p2	35

	A	V	R	H	S	F	T/M max
31.030	90˚	10	1	55	20	0.5	100
31.040	90˚	12	1.5	55	20	0.5	100
31.060	88˚	10	1	55	20	0.5	100
31.070	88˚	12	1.5	55	20	0.5	100
31.170	30˚	10	1	55	20	p2	50
31.180	30˚	12	1.5	55	20	p2	40

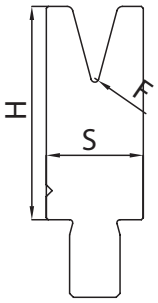

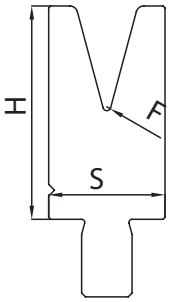

	A	V	R	H	S	F	T/M max
31.050	90˚	16	2	55	30	0.5	100
31.080	88˚	16	2	55	30	0.5	100
31.090	88˚	20	2	55	30	0.5	100
31.190	30˚	16	2	55	30	p5	45
31.200	30˚	20	2.5	55	35	p5	50

	A	V	R	H	S	F	T/M max
31.790	60˚	50	5	55	70	p15	100
31.140	60˚	60	7	65	80	15	60
31.220	30˚	32	4	60	60	10	50

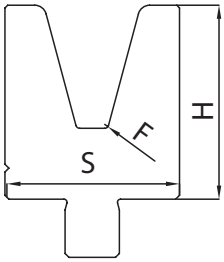

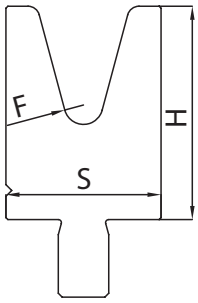

	A	V	R	H	S	F	T/M max
31.100	88˚	24	3	55	40	0.5	100
31.110	85˚	32	4	55	50	3	100
31.120	85˚	40	4	55	55	4	100
31.130	60˚	40	5	55	55	5	80
31.210	30˚	24	3	55	40	p8	50

frazionatura standard/segmentation

10	15	20	30	40	50	60	75	100	100	200	400

Utensils shall arrange them in lengths of 500mm and 1000mm, 1100mm for fractionated

12.520	T/M max 80

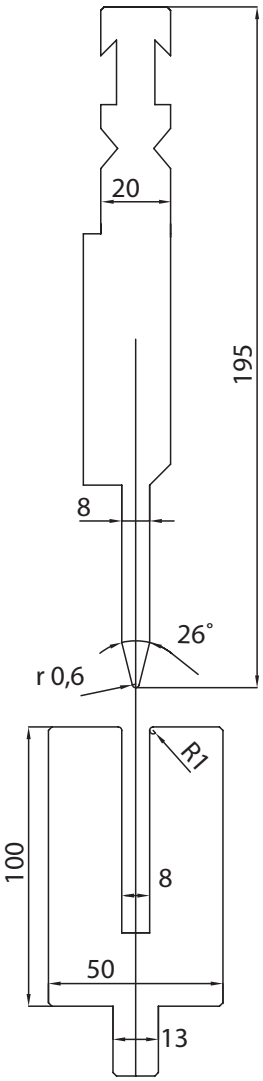

12.540	T/M max 80

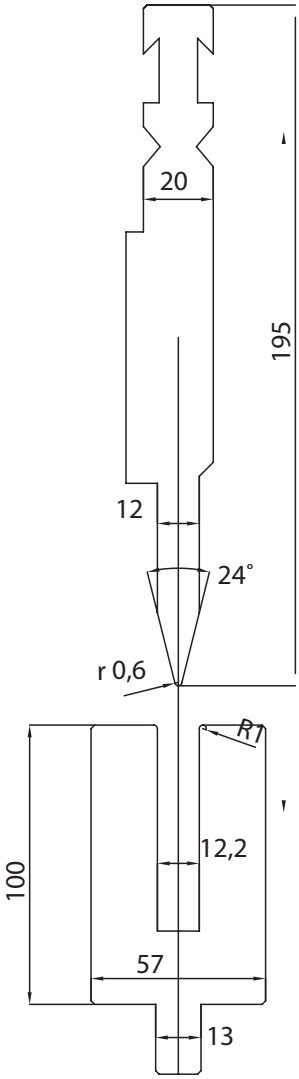

12.530	T/M max 80

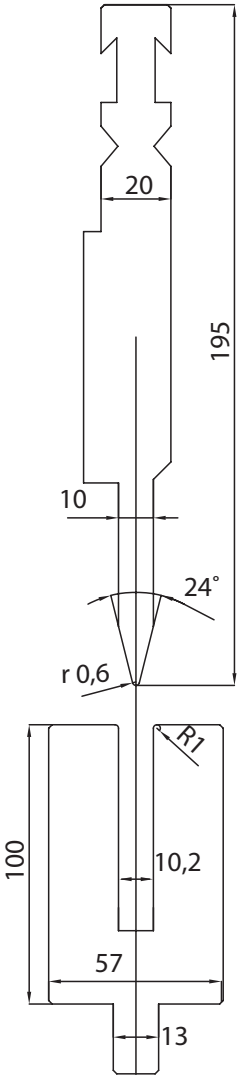

31.570	T/M max 50

31.750	T/M max 50

31.740	T/M max 50

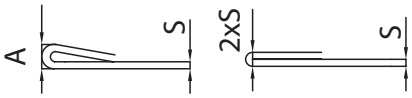

S	A	T/M	2xS	T/M
0.6	3	9	1.2	23
0.8	3	12	1.6	32
1	3.5	15	1	40
1.25	3.5	17	2.5	50
1.5	4.6	22	3	63
2	5.5	30	4	80
2.5	6.5	55	5	90
3	8	70	6	100

Acc.R.45 Kg/mmq

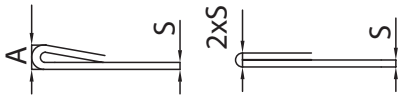

S	A	T/M	2xS	T/M
0.6	3	15	1.2	35
0.8	3	20	1.6	50
1	3.5	25	2	60
1.25	3.5	31	2.5	80
1.5	4.6	38	3	95
2	5.5	50	4	130

Acc.R.70 Kg/mmq

	A	R	H	T/M max
12.330	86°	0,8	195	40

42CrMo4

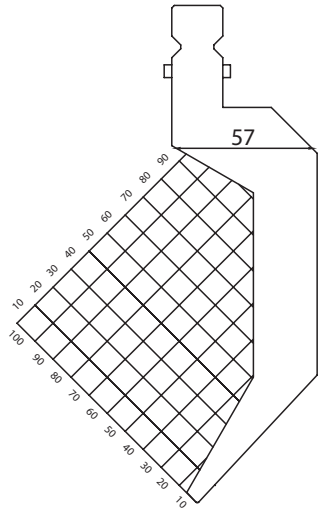

	A	R	H	T/M max
12.340	86°	0,8	195	30

C45bon

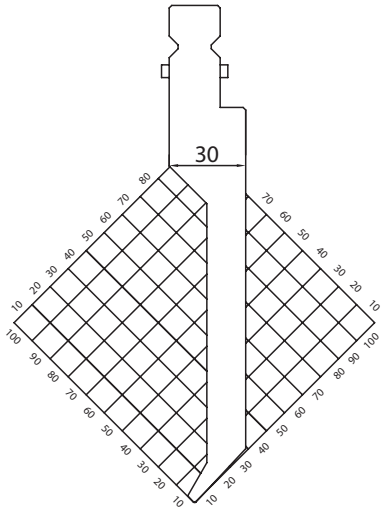

	A	R	H	T/M max
12.350	86°	0,8	195	100

C45bon

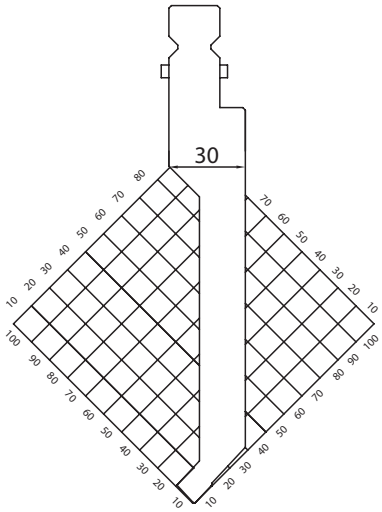

	A	R	H	T/M max
12.360	60°	0,8	195	40

42CrMo4

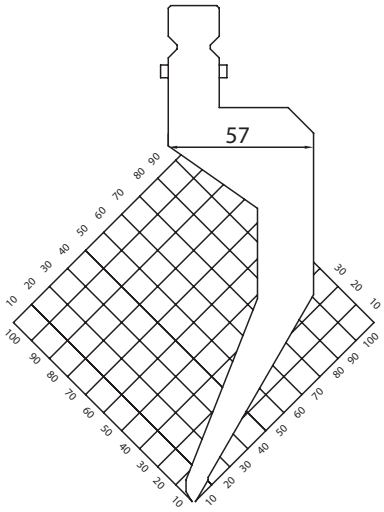

42CrMo4

	A	R	H	T/M max
12.950	28°	1	240	40

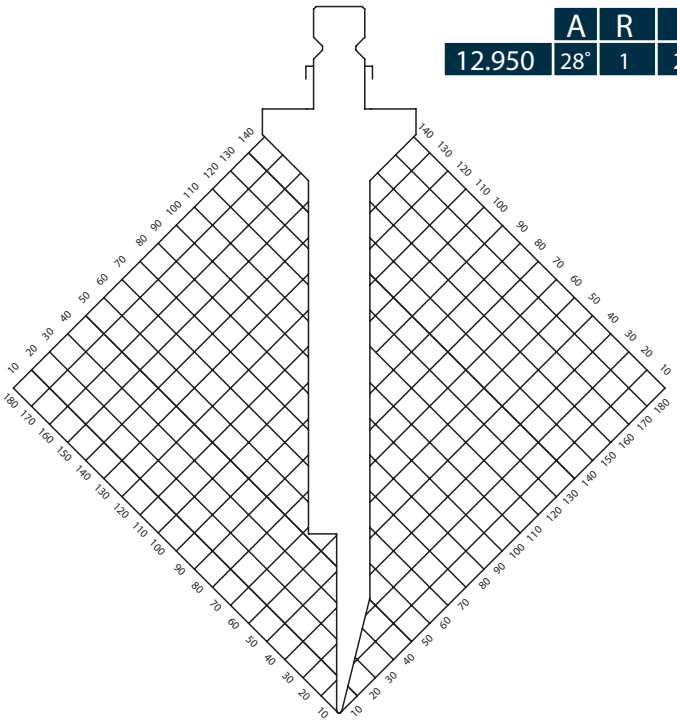

42CrMo4

	A	R	H	T/M max
13.020	28°	1	220	80

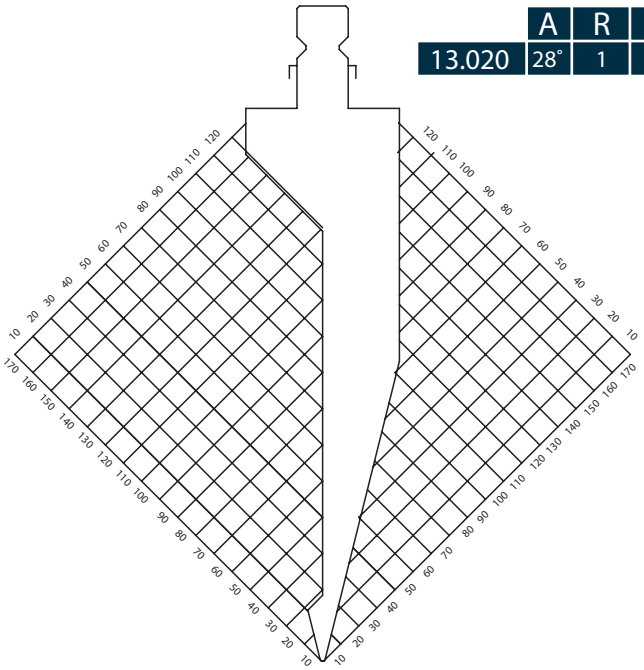

42CrMo4

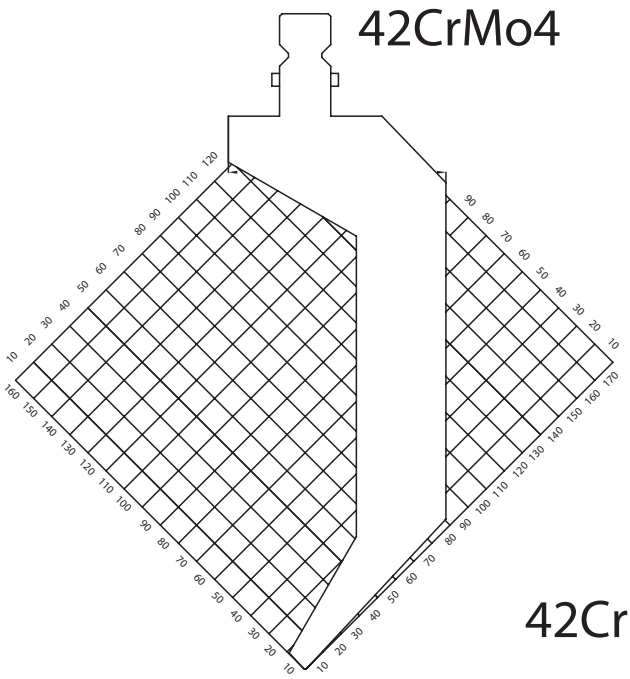

	A	R	H	T/M max
12.940	86°	1	220	60

42CrMo4

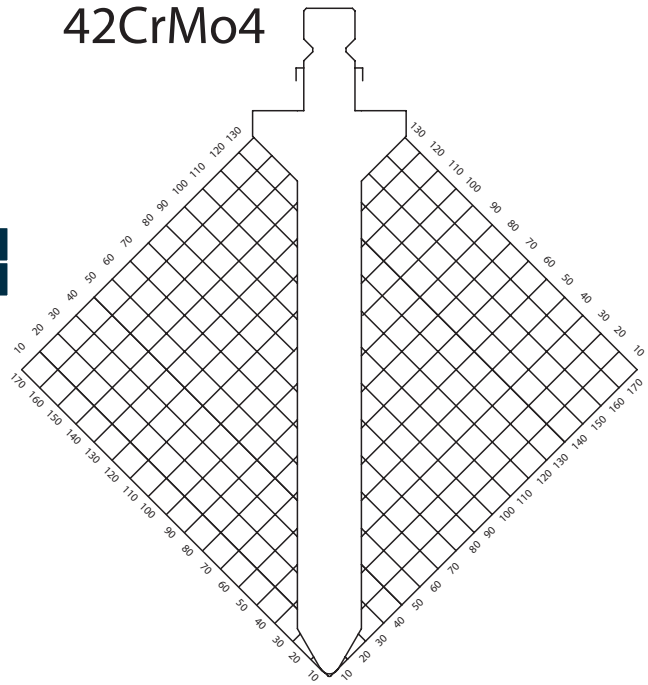

	A	R	H	T/M max
13.030	60°	4	220	100

FRACTIONATION PUNCHES

550mm:2x25-30-35-40-45-50-100-100scsx-100scdx

1250mm:2x25-30-35-40-45-50-100-2x200-300-100scsx-100scdx

2050mm:2x25-30-35-40-45-50-100-2x200-3x300-100scsx-100scdx

2550mm:2x25-30-35-40-45-50-100-3x200-4x300-100scsx-100scdx

3050mm:2x25-30-35-40-45-50-100-4x200-5x300-100scsx-100scdx

4050mm:2x25-30-35-40-45-50-100-6x200-7x300-100scsx-100scdx

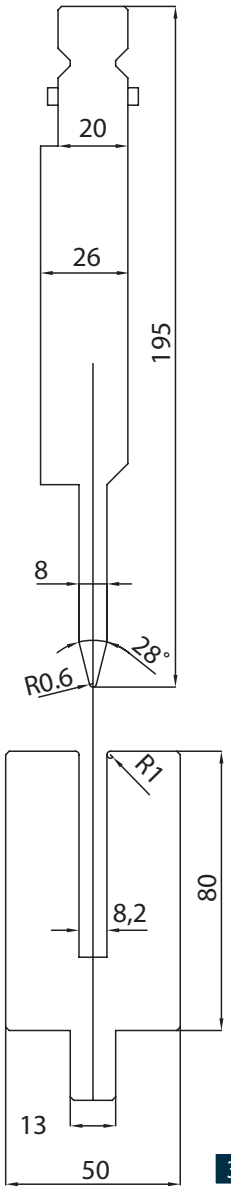

12.490 — T/M max 80

31.570 — T/M max 50

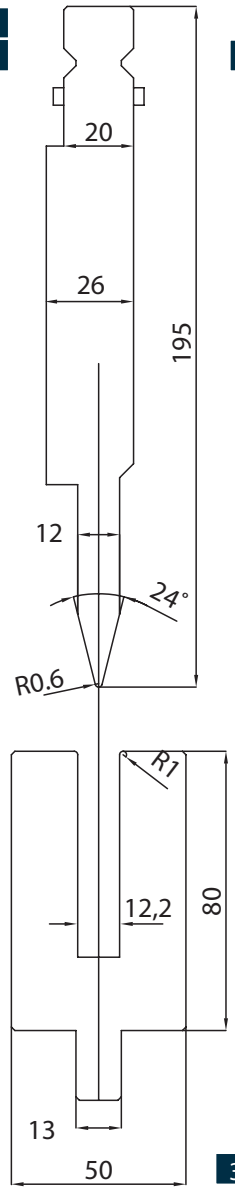

12.510 — T/M max 80

31.750 — T/M max 50

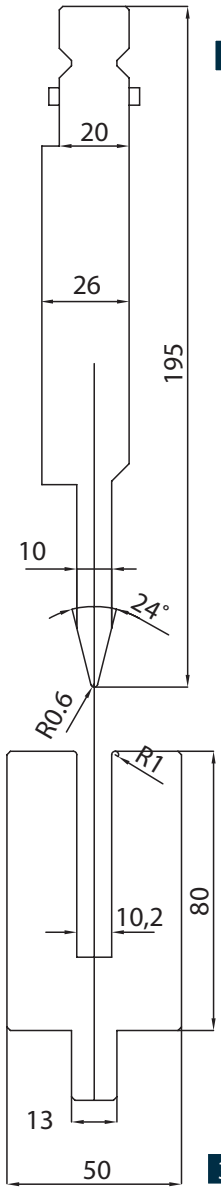

12.500 — T/M max 80

31.740 — T/M max 50

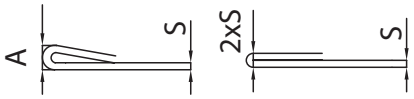

S	A	T/M	2xS	T/M
0.6	3	9	1.2	23
0.8	3	12	1.6	32
1	3.5	15	1	40
1.25	3.5	17	2.5	50
1.5	4.6	22	3	63
2	5.5	30	4	80
2.5	6.5	55	5	90
3	8	70	6	100

Acc.R.45 Kg/mmq

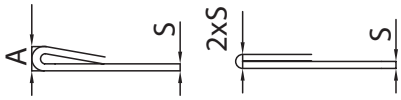

S	A	T/M	2xS	T/M
0.6	3	15	1.2	35
0.8	3	20	1.6	50
1	3.5	25	2	60
1.25	3.5	31	2.5	80
1.5	4.6	38	3	95
2	5.5	50	4	130

Acc.R.70 Kg/mmq

A 86°

H100	V	R	S	F	T/M max	H150
31.230	6	0.6	20	r0.5	100	31.430
31.240	8	0.8	20	r0.5	100	31.440
31.250	10	1	20	r0.5	100	31.450
31.260	12	1	25	r0.5	100	31.460
31.270	16	1.6	30	r0.5	100	31.470
31.280	20	2	30	r0.5	100	31.480
31.290	24	2.5	35	r0.5	100	31.490
31.300	30	3	45	r3	100	
31.310	40	3	55	3	100	
31.320	50	3	75	3	100	

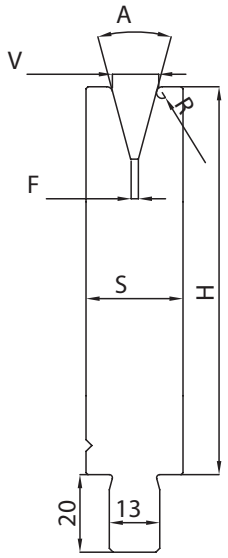

A 80°

H100	V	R	S	F	T/M max	H120
31.330	60	5	75	r5	100	
31.340	80	5	100	r8	100	
	100	8	120	r10	100	31.350

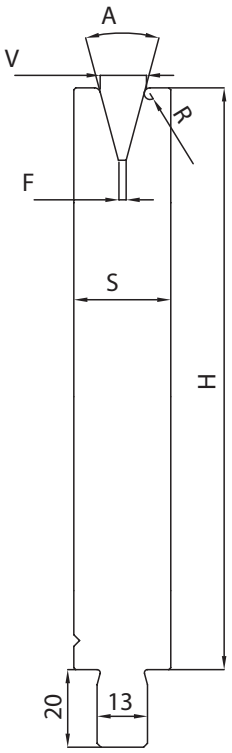

A 30°

H100	V	R	S	F	T/M max	H150
31.360	6	0.6	20	r1	50	31.500
31.370	8	1	20	p2	40	31.510
31.380	10	1	20	p2	40	31.520
31.390	12	1	25	p2	40	31.530
31.400	16	1.6	30	p5	45	31.540
31.410	20	2	35	p5	50	31.550
31.420	24	2.5	40	p5	50	31.560

JOOGLE TOOLS L= 835/415

12.420

INSERT PORT TRUMPF

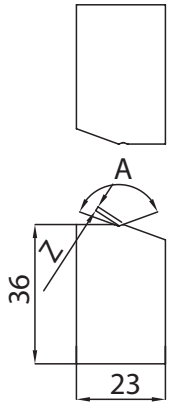

	Z	A
11.300	1	160°
11.310	1.5	160°
11.320	2	150°
11.330	2.5	140°

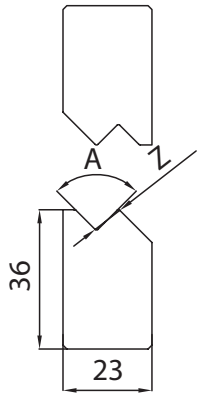

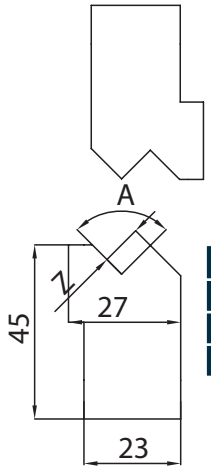

	Z	A
11.450	9	90°
11.460	10	90°
11.470	11	90°
11.480	12	90°

	Z	A
12.760	1	90°
12.770	1.5	90°
12.740	2	90°
12.750	2.5	90°
11.340	3	90°
11.350	3.5	90°
11.360	4	90°
11.370	4.5	90°
11.380	5	90°
11.390	5.5	90°
11.400	6	90°
11.410	6.5	90°
11.420	7	90°
11.430	7.5	90°
11.440	8	90°

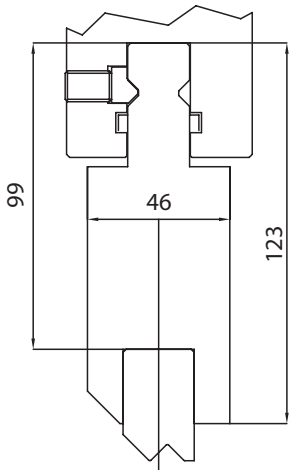

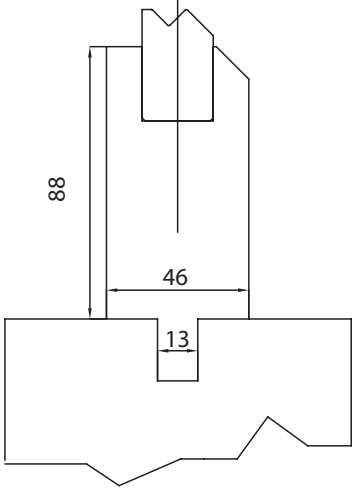

11.500

INSERT PORTAMADA-PROMECAM

	Z	A
12.780	13	90°
12.790	14	90°
12.800	15	90°

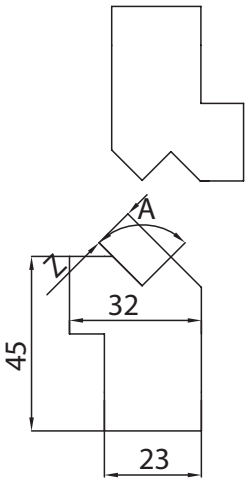

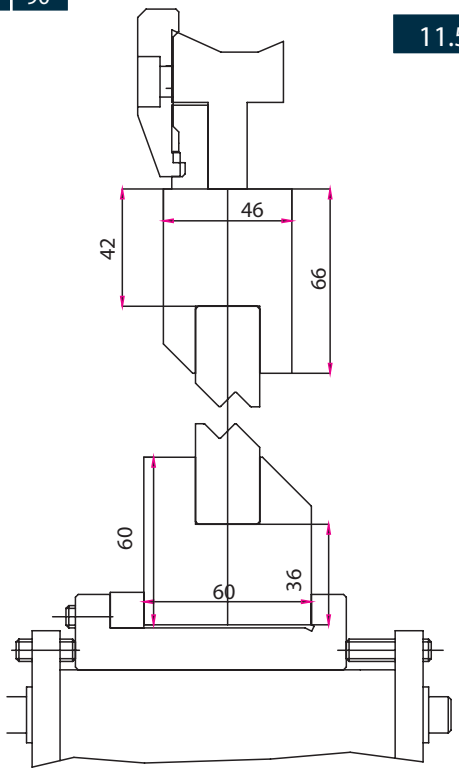

HOLDER FOR RADIUS L= 410/830

AMADA-PROMECAM

10.360

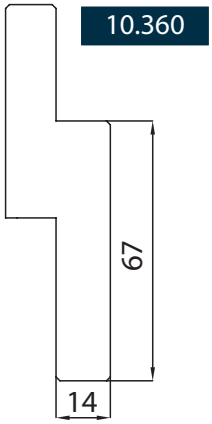

AMADA-PROMECAM

10.960

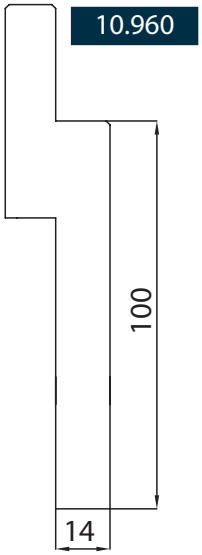

AMADA-PROMECAM

10.910

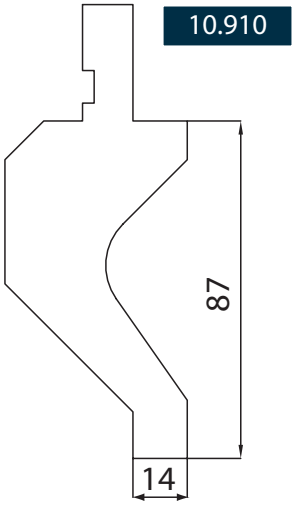

HOLDER FOR RADIUS INSERTS L= 410/830

AMADA-PROMECAM

10.900

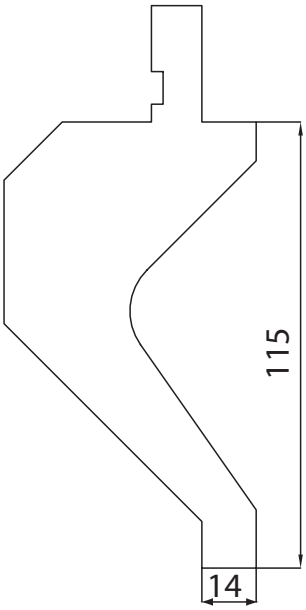

BEYELER - RFA

12.730

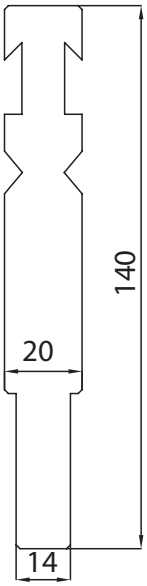

BEYELER R

12.390

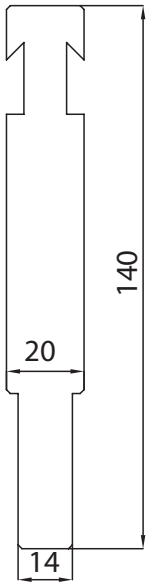

WILA - TRUMPF

12.400

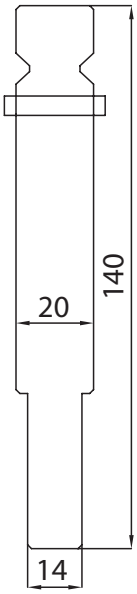

BEYELER S

12.410

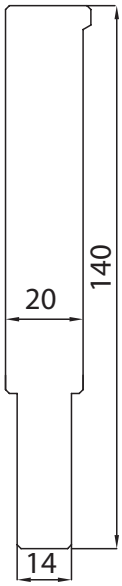

da r3 a r4.5

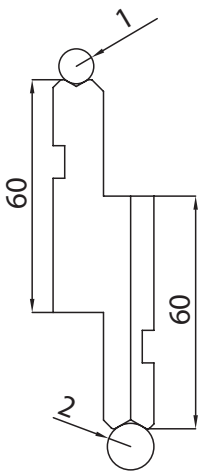

11.550

	R
11.800	3
11.810	3.5
11.820	4
11.830	4.5
11.840	5
11.850	5.5
11.860	6
11.870	6.5

da r5 a r6.5

da r7 a r50

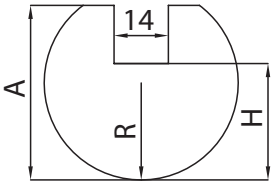

	A	R	H
11.000		7	11.5
11.010		7.5	11.5
11.020		8	13
11.030		9	16
10.370		10	16
11.040		11	16
11.050		11.5	16
11.060		12	16
11.070	21	12.5	16
11.080	23	13	17
11.090	25	14	19
10.380	27	15	20
11.100	28	16	21
11.110	31.5	17	21.5
10.390	32	17.5	22
11.120	32	19	25
10.400	34	20	25
11.130	34	22.5	25
10.410	39	25	29
11.140	44	27.5	34
10.420	44	30	34
11.150	55	35	45
11.160	55	40	45
11.170	60	45	50
11.180	64	50	54

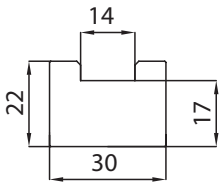

10.430

elemento per schiacciare

INSERT PORT
AMADA PROMECAM

21.090

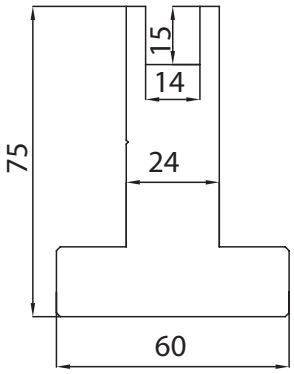

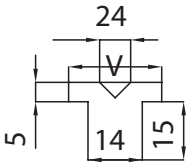

21.120

A	V		
88°	6	8	10
60°	6	8	10
45°	6	8	10
30°	6	8	

INSERT PORT
AMADA PROMECAM

21.110

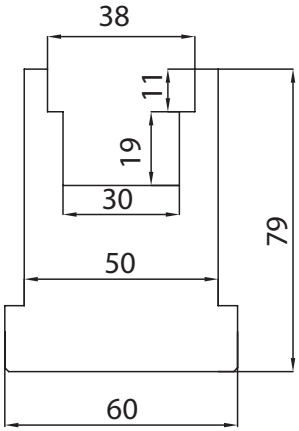

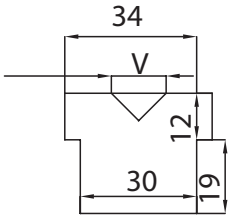

21.140

A	V						
88°	6	8	10	12	16	20	25
60°	6	8	10	12	16	20	
45°	6	8	10	12	16	20	
30°	6	8	10	12	16	20	

INSERT PORT
BEYELER

21.160

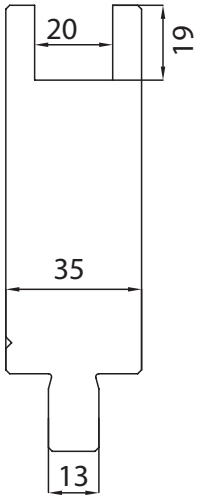

INSERT PORT
BEYELER

21.150

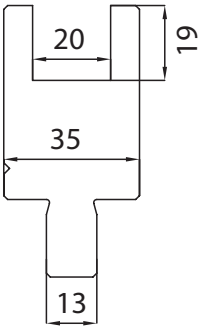

INSERT PORT
AMADA PROMECAM

21.100

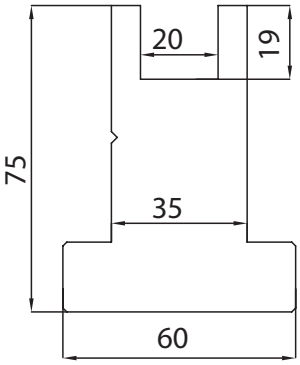

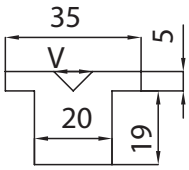

21.130

A	V				
88°	6	8	10	12	16
60°	6	8	10	12	16
45°	6	8	10	12	
30°	6	8	10		

20.360

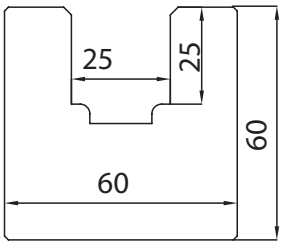

21.050

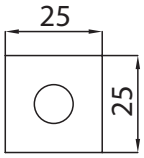

21.010

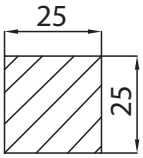

21.060

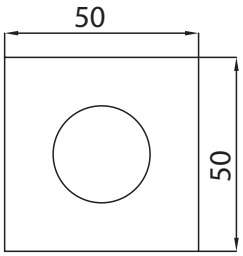

21.020

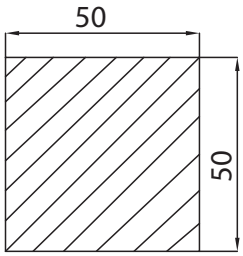

21.070

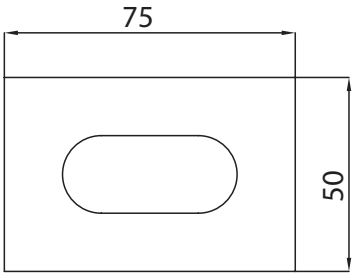

21.030

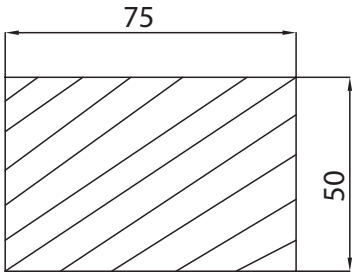

21.080

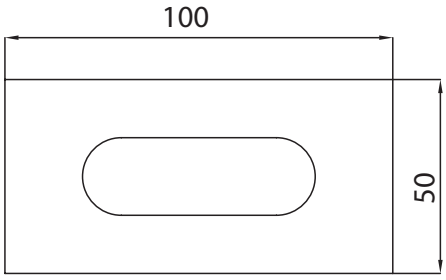


100
21.040
50
55

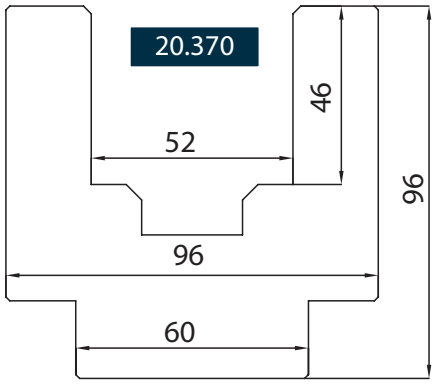
20.370
46
52
96
96
60

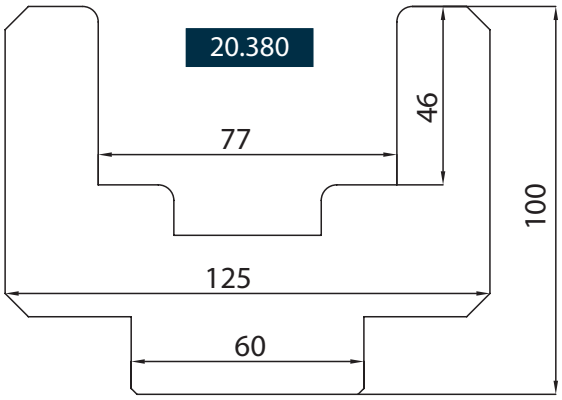
20.380
46
77
100
125
60

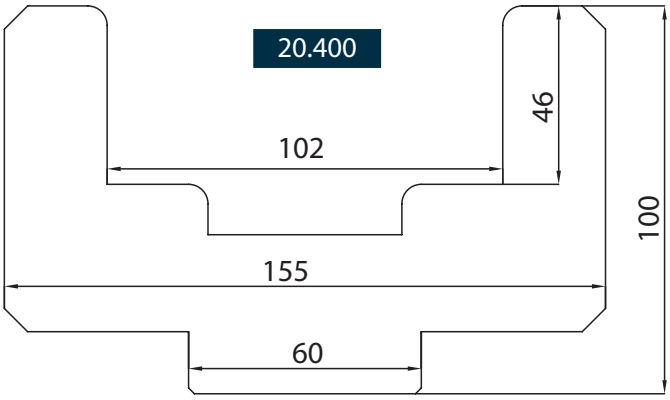
20.400
46
102
100
155
60



54004

54004/1

54004
massa a vuoto/net mass 300 kg.
metri di utensili/meter of tools 48
mis. P 1050 x L 850 x H 1240 mm.

54004/1
massa a vuoto/net mass 340 kg.
metri di utensili/meter of tools 48
mis. P 1250 x L 850 x H 1240 mm.

54005

54005
massa a vuoto/net mass 350 kg.
metri di utensili/meter of tools 60
mis. P 1050 x L 1040 x H 1240 mm.

54005/1
massa a vuoto/net mass 400 kg.
metri di utensili/meter of tools 60
mis. P 1250 x L 1040 x H 1240 mm.

54005/1

LP

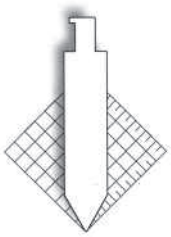
LSP 60°-45°

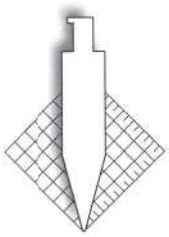
LSP 26°-30°

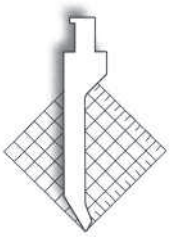
LSC 60°

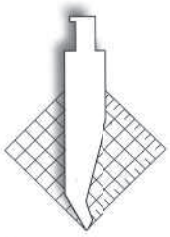
LSN 60°

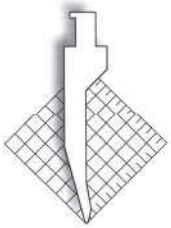
LXP 30°

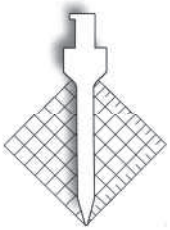
LSS 30°

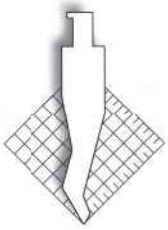
LS 60°

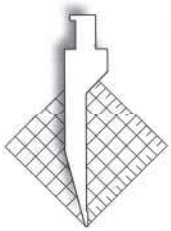
LSS 15°

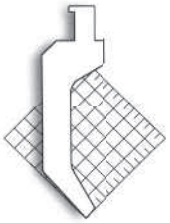
LMC 85°

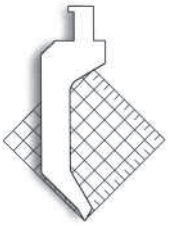
LMC 60°

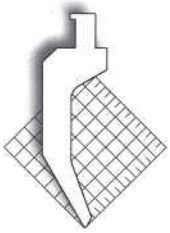
LMCI 60°

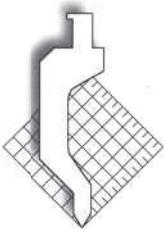
LBC 60°

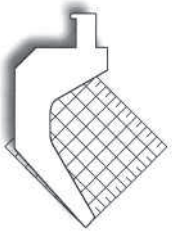
LCC 85°

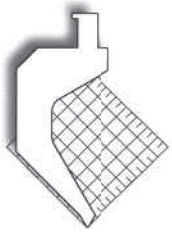
LCC 60°

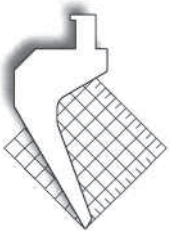
LCI 60°

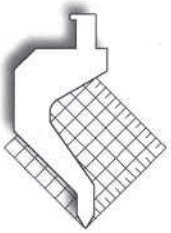
LCCB 60°

SSP1

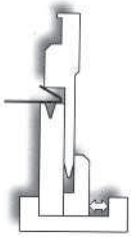
SSP2

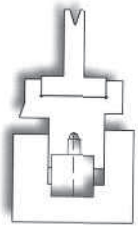
SSP3

SSP4

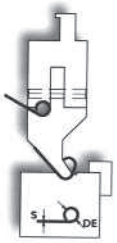

SSP5

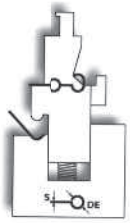

SSP6

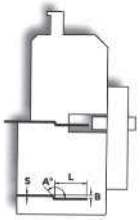

SSP7

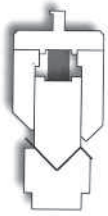

SSP8

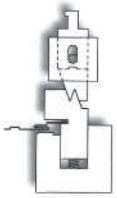

SSP9

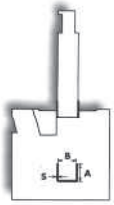

SSP10

	S mm	kN/mt
0,6	R450 N/mm²	120
	R700 N/mm²	190
0,8	R450 N/mm²	170
	R700 N/mm²	260
1,0	R450 N/mm²	210
	R700 N/mm²	320
1,2	R450 N/mm²	250
	R700 N/mm²	390
1,5	R450 N/mm²	310
	R700 N/mm²	480
2,0	R450 N/mm²	410
	R700 N/mm²	640
2,5	R450 N/mm²	520
	R700 N/mm²	810
3,0	R450 N/mm²	620
	R700 N/mm²	970

SSP11

	S mm	kN/mt
0,6	R450 N/mm²	250
	R700 N/mm²	390
0,8	R450 N/mm²	330
	R700 N/mm²	520
1,0	R450 N/mm²	410
	R700 N/mm²	640
1,2	R450 N/mm²	500
	R700 N/mm²	770
1,5	R450 N/mm²	620
	R700 N/mm²	970
2,0	R450 N/mm²	830
	R700 N/mm²	1290
2,5	R450 N/mm²	1040
	R700 N/mm²	1610
3,0	R450 N/mm²	1240
	R700 N/mm²	1930

SSP12

	S mm	kN/mt
0,6	R450 N/mm²	120
	R700 N/mm²	190
0,8	R450 N/mm²	170
	R700 N/mm²	260
1,0	R450 N/mm²	210
	R700 N/mm²	320
1,2	R450 N/mm²	250
	R700 N/mm²	390
1,5	R450 N/mm²	310
	R700 N/mm²	480
2,0	R450 N/mm²	410
	R700 N/mm²	640
2,5	R450 N/mm²	520
	R700 N/mm²	810
3,0	R450 N/mm²	620
	R700 N/mm²	970

SSP13

	S mm	kN/mt
0,6	R450 N/mm²	150
	R700 N/mm²	240
0,8	R450 N/mm²	210
	R700 N/mm²	320
1,0	R450 N/mm²	260
	R700 N/mm²	400
1,2	R450 N/mm²	310
	R700 N/mm²	480
1,5	R450 N/mm²	380
	R700 N/mm²	600
2,0	R450 N/mm²	510
	R700 N/mm²	800
2,5	R450 N/mm²	640
	R700 N/mm²	1000
3,0	R450 N/mm²	770
	R700 N/mm²	1200

SSP14

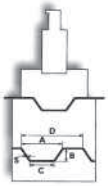

SSP15

	S mm	kN/mt
0,6	R450 N/mm²	210
	R700 N/mm²	320
0,8	R450 N/mm²	270
	R700 N/mm²	430
1,0	R450 N/mm²	340
	R700 N/mm²	530
1,2	R450 N/mm²	410
	R700 N/mm²	640
1,5	R450 N/mm²	510
	R700 N/mm²	800
2,0	R450 N/mm²	680
	R700 N/mm²	1060
2,5	R450 N/mm²	860
	R700 N/mm²	1330
3,0	R450 N/mm²	1030
	R700 N/mm²	1600

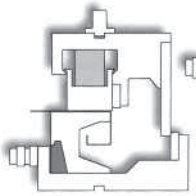

SSP16/S

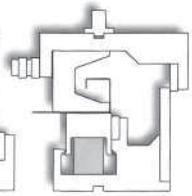

SSP17/E

SSP23

SSP24

SSP25

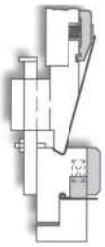

SSP26

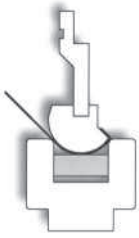

SSP27

SSP28

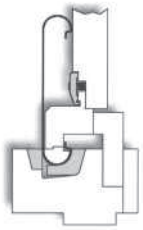

SSP30

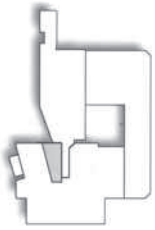

SSP31

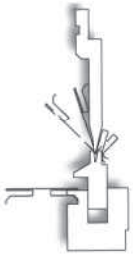

SSP32

SSP35

SSP40

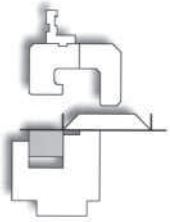

SSP45

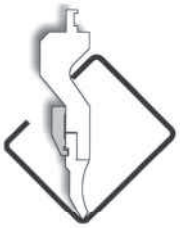

SSP50

SSP51

SPS

SPSP

SPSS

MTPS

MTPS2

spessore thickness	X	resistenza-resistance 450 N/mm²	resistenza-resistance 700 N/mm²
0,6	mm 1,2	230 kN/mt	350 kN/mt
0,8	mm 1,6	320 kN/mt	500 kN/mt
1	mm 2,0	400 kN/mt	600 kN/mt
1,2	mm 2,4	500 kN/mt	800 kN/mt
1,5	mm 3,0	630 kN/mt	950 kN/mt
2	mm 4,0	800 kN/mt	1300 kN/mt
2,5	mm 5,0	900 kN/mt	1800 kN/mt
3	mm 6,0	1000 kN/mt	2100 kN/mt

spessore thickness	X	resistenza-resistance 450 N/mm²	resistenza-resistance 700 N/mm²
0,6	mm 3,0	90 kN/mt	150 kN/mt
0,8	mm 3,0	120 kN/mt	200 kN/mt
1	mm 3,5	150 kN/mt	250 kN/mt
1,2	mm 3,5	170 kN/mt	260 kN/mt
1,5	mm 4,6	220 kN/mt	380 kN/mt
2	mm 3,0	120 kN/mt	200 kN/mt
2,5	mm 6,5	550 kN/mt	900 kN/mt
3	mm 8,0	700 kN/mt	1000 kN/mt

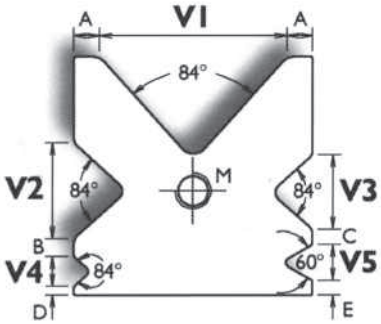

tipo type	dimensioni dimensions	V1	V2	V3	V4	V5	A	B	C	D	E	M
			84°			60°						
M60	60X60	40	25	20	10	12	10	6	5	3	5	
M70	70X70	50	32	25	10	12	10	6	5	3	5	M12
M80	80X80	63	32	25	10	12	8,5	6	5	3	5	M12
M90	90X90	70	40	25	10	12	10	6	5	3	5	M16
M100	100X100	80	40	32	10	12	10	6	5	3	5	M16
M110	110X110	90	50	32	10	12	10	9	5	3	5	M16
M120	120X120	90	50	40	12	16	15	10	10	5	5	M16
M130	130X130	110	50	40	12	16	10	10	10	5	5	M16
M140	140X140	110	50	40	16	20	15	10	10	5	5	M20

MT1 MT2 MT3 MT4 MT5



MT6 MT7 MT8 MT9 MT10

MT11 MT12

frazionatura/segmentation

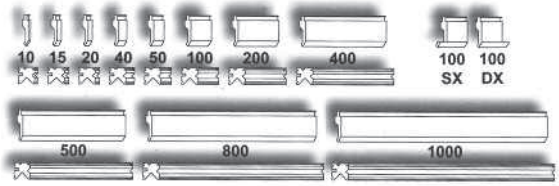

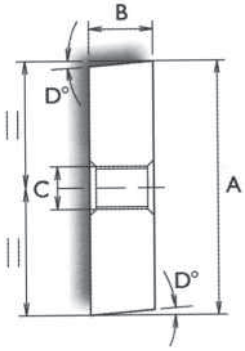

Blades 2-wire

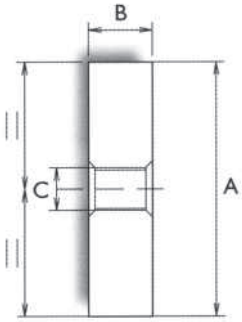

Blades 4-wire

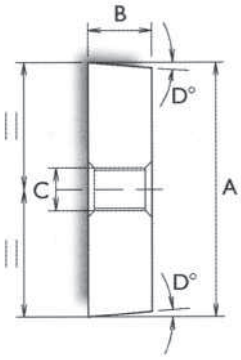

2-wire
coplanar blades

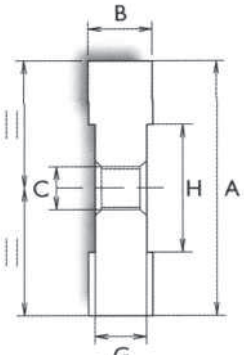

Blades 4-wire

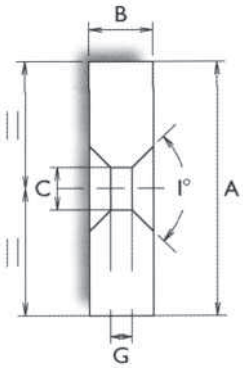

4-wire blades
countersunk holes

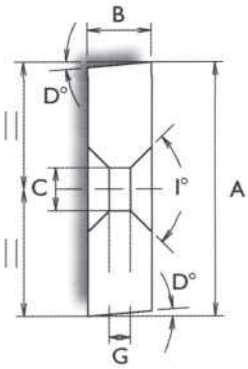

2-wire blades
countersunk holes

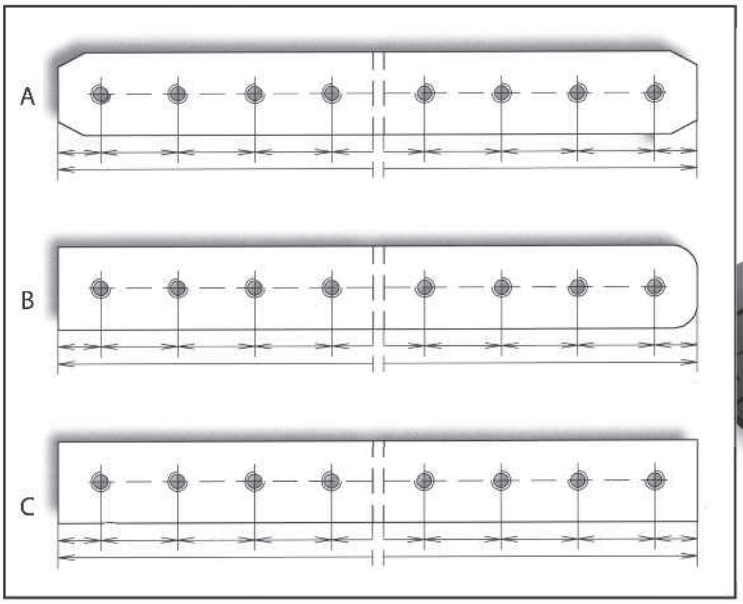

Dimension

TOOLING FOR CNC
TURRET PUNCH PRESS

Amada
Trumpf
Muratec
Prima Power
LVD
Euromac
Boschert
Durma
Danobat
Salvagini

PRESS BRAKE TOOLS FOR
ALL MACHINES

MTS Tooling Pvt. Ltd.

Tel: 91 22 40661234 (16 lines)

website: www.mtstooling.com

email: info@mtstooling.com

Head Office: A/57, Giriraj Industrial Estate, Mahakali Caves Rd., Andheri (East), Mumbai - 400093, INDIA

Factory: Gat No. 1357, Pune Nagar Rd., Sanaswadi, Tal. Shirur, Dist. Pune - 412208, INDIA